

**Burnley  
Together**  
Health &  
Wellbeing



---

## **Breathe Fair:** Housing and Respiratory Health in Burnley

**Clare Jackson**

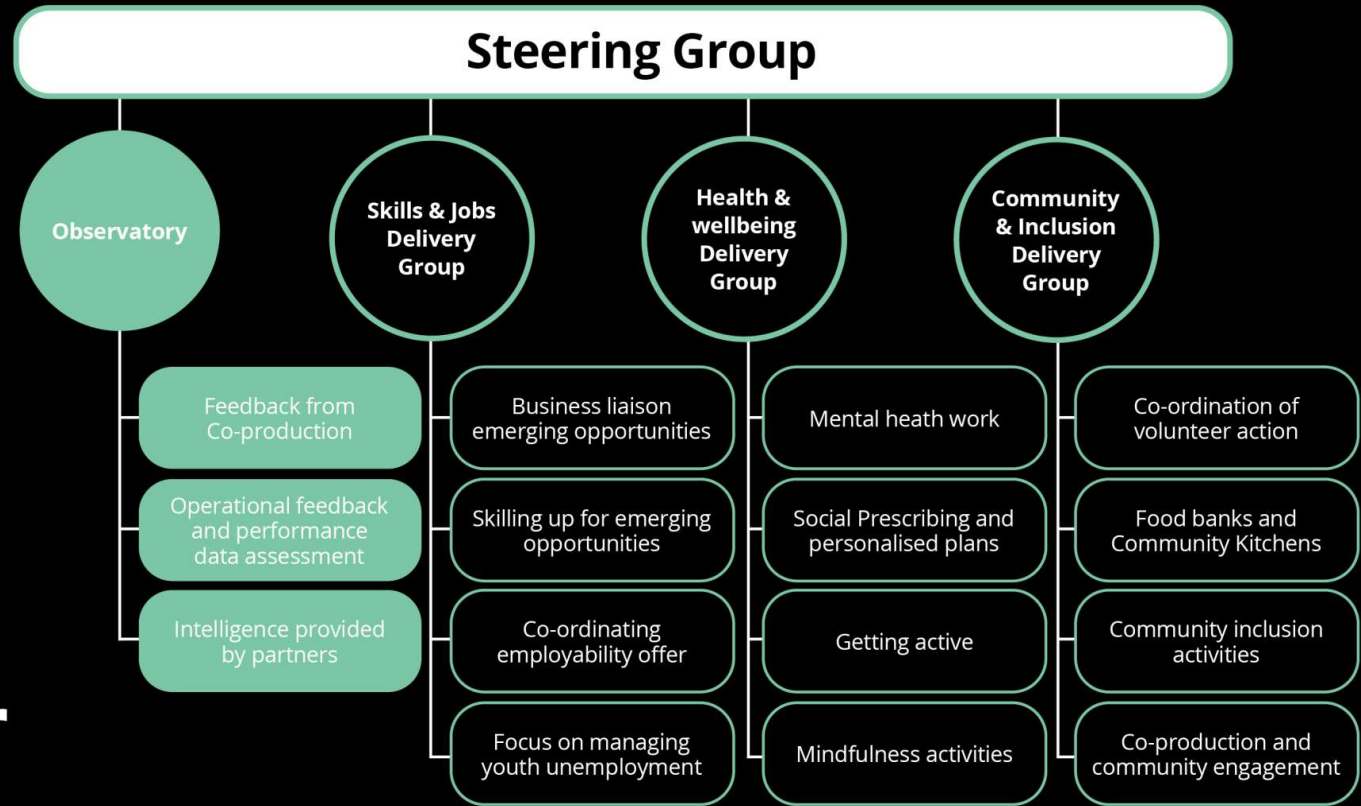
Head of Policy and Engagement  
Burnley Borough Council

**Lucy Astle**

GP and Health Inequality Lead  
Burnley



**Burnley  
Together**



# HISTORY

Health & Wellbeing Partnership

**“Add Years to Life  
and Life to Years”**

**In order to achieve this aim...**

The overall SMART aim of the project

**We need to ensure...**

Key areas / themes you need to influence or work on (primary drivers)

**Which requires...**

Identify the standards / expectations with the key area / theme (secondary drivers)

**Ideas to ensure this happens**

Potential tests of change to achieve your secondary drivers



---

## Data and Intelligence



### **With thanks to**

Ian Frankland

Hazel Swarbrick

Ruth Trevena

Helen Arthur

Cat Robinson

---

# Housing Stock Modelling Report

Prepared for Burnley Council October 2023

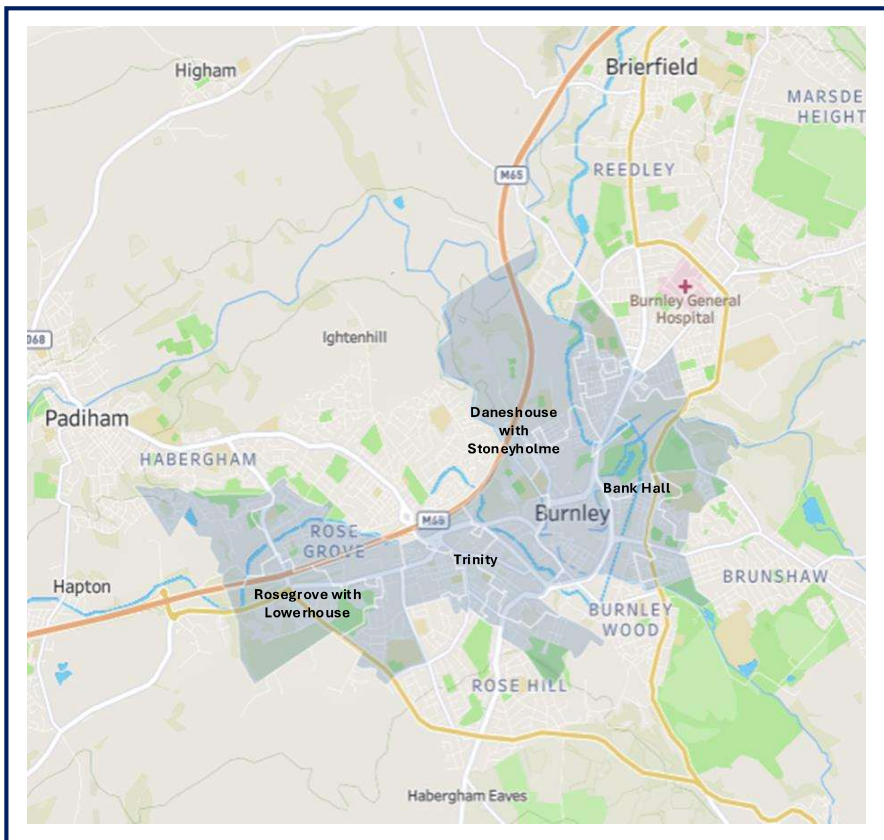
- 42, 123 dwellings: 63% owner occupied, 22% private rented, 15% social rented
- Category 1 hazards in 23% private rented sector, with highest concentration in Daneshouse with Stoneyholme, Trinity and Bank Hall
- Fuel Poverty highest concentration: Trinity, Bank Hall and Brunshaw
- Excess cold highest concentration: Cliviger with Worsthorne, Daneshouse with Stoneyholme, and Trinity



# Emergency Respiratory Admissions, Priority Wards Burnley,

Electoral Wards; Bank Hall, Daneshouse with Stoneyholme, Rosegrove with Lowerhouse and Trinity

Data: 5th March 2025



The map left details the geographical footprint for these specific wards, some of the most deprived areas of Burnley:-

- **Bank Hall** – has a total population of 7,873 it has the highest rates of overall emergency admissions and A&E attendance compared to other Burnley Wards. Bank Hall has the highest rate in respiratory related emergency admissions, driven by adult population. This ward has the fourth highest prevalence rate of Asthma. 100% of the population within this ward live within the most deprived IMD decile, IMD 1.
- **Daneshouse with Stoneyholme** – has a total population of 9,009 with a relatively high A&E attendance rate (ranked 4<sup>th</sup> within Burnley) having the highest rate in overall emergency admissions however the lowest rates of respiratory related admissions for all ages. There appears to be lower prevalence of COPD and Asthma identified within this ward. The age profile for this ward in comparison to Burnley overall, has the highest proportion of population aged 0-17 and has a much lower proportion of older adults although has the highest proportion of older people in poverty, income deprivation (IDAOPI). 100% of the population within this ward live within the most deprived IMD decile, IMD 1.
- **Rosegrove with Lowerhouse** – has a total population of 7,293 with average levels of emergency admission and A&E attendance rates. 49% of the ward population live within the most deprived IMD decile, IMD 1 with 76% living within IMD1&2, Core 20.
- **Trinity** – has a total population of 7,942 with the second highest rates of emergency admissions and 5<sup>th</sup> highest A&E attendance. Within Burnley this ward has the highest rates of respiratory related emergency admissions for children. This ward also has the highest index proportion of child poverty, income deprivation (IDACI). 86.9% of the population within this ward live within the most deprived IMD decile, IMD 1.

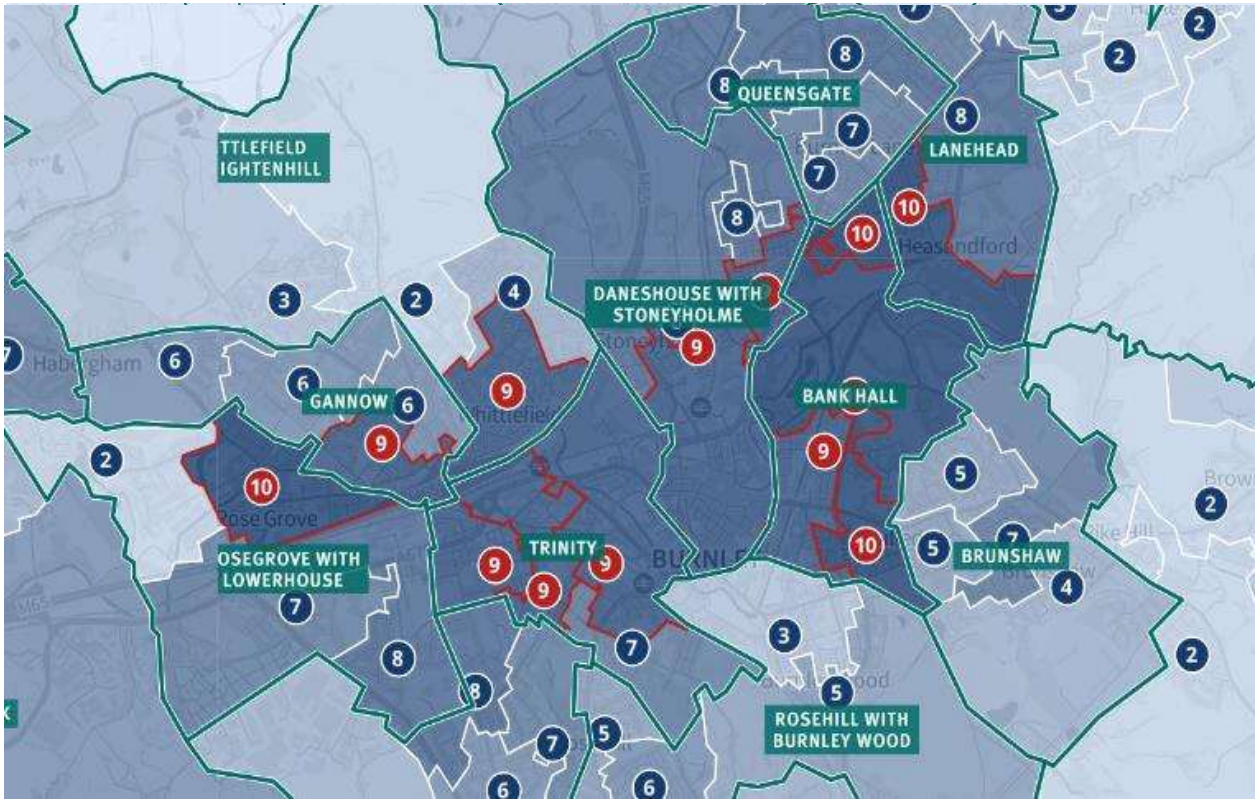


# Emergency Respiratory Admissions, All Burnley Electoral Wards

Burnley Electoral Wards	IMD	Total Population	No. of Respiratory System Emergency Admissions (Last 12 months Dec-23 - Nov-24)	Respiratory Emergency Admissions Rate Per 1,000	Overall Emergency Admissions Rate Per 1,000	A&E Attend Rate Per 1,000	COPD Prevalence Rate Per 1,000	Asthma Prevalence Rate Per 1,000	Households with Overcrowding based on Overall Room Occupancy	Estimates of the Proportion of Huseholds in Fuel Poverty (%)	Child Poverty, Income Deprivation Affecting Children Index (IDAC) % Proportion 2019
Bank Hall	61	7,873	132	16.8	141.6	674.0	34.3	78.8	8.9	18.5	32.0
Briercliffe	15	5,843	87	14.9	105.9	554.9	20.7	78.6	2.0	11.3	10.7
Brunshaw	39	6,625	82	12.4	120.2	546.3	38.0	80.6	4.7	16.0	24.7
Cliviger with Worsthorne	11	5,120	56	10.9	73.7	416.9	21.9	75.2	1.6	10.3	5.0
Coal Clough with Deerplay	31	5,485	81	14.8	112.3	552.4	35.0	87.1	3.2	16.2	19.5
Daneshouse with Stoneyholme	59	9,009	75	8.3	152.5	659.2	13.8	71.7	18.2	24.2	30.8
Gannow	35	6,674	77	11.5	115.1	587.5	29.2	77.5	4.1	15.2	23.1
Gawthorpe	41	6,818	101	14.8	124.4	556.0	44.6	68.5	6.2	17.5	30.5
Hapton with Park	31	6,820	114	16.7	119.7	590.4	31.4	76.7	3.9	15.4	23.7
Lanehead	30	7,268	71	9.8	108.5	663.2	28.5	77.2	3.7	16.1	23.0
Queensgate	45	7,843	89	11.3	134.5	669.2	22.3	64.4	5.2	17.0	25.1
Rosegrove with Lowerhouse	42	7,506	90	12.0	130.2	558.8	38.4	70.6	4.4	17.5	32.5
Rosehill with Burnley Wood	45	6,899	89	12.9	126.2	558.5	32.3	80.3	4.4	17.5	31.8
Trinity	62	7,942	114	14.4	143.8	640.3	32.9	71.3	6.4	18.6	41.4
Whittlefield with Ightenhill	16	5,989	71	11.9	105.0	462.9	23.5	75.2	2.4	7.8	10.1
All Burnley Wards	38	103,714	1,329	12.8	120.5	587.6	29.7	75.3	5.1	15.9	25.5



**Emergency Respiratory Admissions, Priority Wards Burnley,**  
Electoral Wards; Bank Hall, Daneshouse with Stoneyholme, Rosegrove with Lowerhouse and Trinity



**Shape Place Tool:**

Map showing the ward and MSOA boundaries.

The air pollution vulnerability indicator is also shown which is based on population characteristics and the concentration of air pollution (NO2 and PM2.5) modelled for 2018.

Key:

1 and 2: low vulnerability

9 and 10: high vulnerability

Data sources:

Defra's Pollution Climate Mapping for 2018:  
[uk-air.defra.gov.uk/data/pcm-data](https://uk-air.defra.gov.uk/data/pcm-data)

ONS Population Mid Year Estimates for 2018:  
[ons.gov.uk/populationestimates/datasets/...](https://ons.gov.uk/populationestimates/datasets/)


ONS Index of Multiple Deprivation (2019):  
[gov.uk/english-indices-of-deprivation-2019](https://gov.uk/english-indices-of-deprivation-2019)

Location of vulnerable populations:  
UKHSA's corporate shapefiles

Source:

UKHSA's and OHID Local Knowledge Intelligence Service (LKIS); Air Quality Health Indicator Tool for England 2022

## Research



- **Rapid Conversion of Economic Evaluations (RaCEE)**

- Lucy Astle, Reuben Larbi, Lisa Knight, Professor Andrew Clegg
- *Paper: Costs and outcomes of improving population health through better social housing: a cohort study and economic evaluation.*  
<https://pubmed.ncbi.nlm.nih.gov/28612100/>
- *Intervention: retrofitting new double-glazed windows and energy efficient combi-boilers*
- *Outcome: improved health status, reduced use of health service (outpatient and A and E) attendance, reduced fuel poverty (number of rooms unheated reduced). But 20 years to recoup savings.*

- **Rapid Conversion of Evidence Summaries (RaCES)**

- Ghofran Al-Arbi, Zaid Farhan, Khashia Farooq, Kanita Farooq, Lucy Astle, James Hill, Katalin Ujhelyi Gomez
- *Paper: The effect of using personal-level indoor air cleaners and respirators on biomarkers of cardiorespiratory health: a systematic review.* <https://www.sciencedirect.com/science/article/pii/S0160412021006061>
- *Intervention: portable indoor air filters, personal respirators (face masks)*
- *Outcome: limited evidence reduction in blood pressure and CRP with portable air filters*

Interested in participation? <https://forms.office.com/e/ppZFuaPdKK>  
<https://youtu.be/HxKhGoO-YLA>

---

## Communications

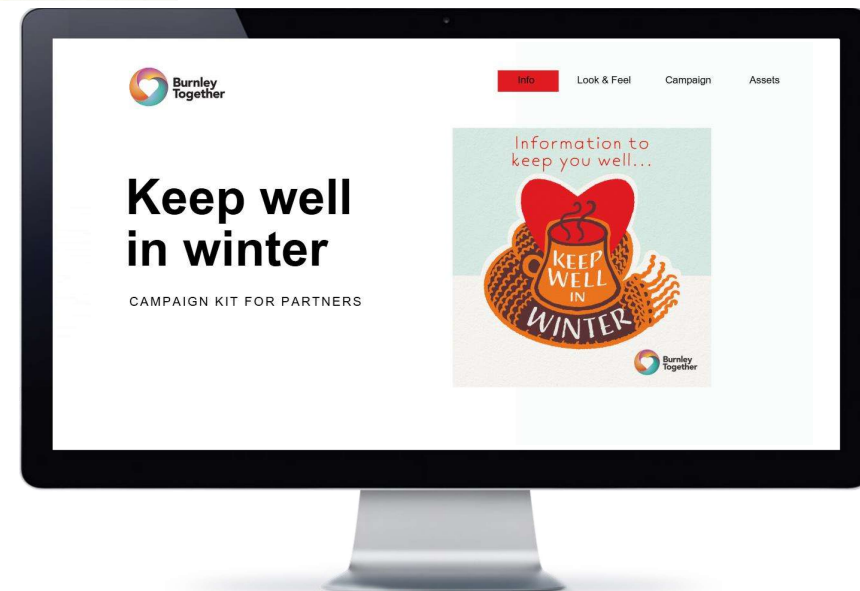


**With thanks to**  
Annabel Fowler

# The look & feel of the campaign



Videos on digital screens





## What is the campaign about?

The Keep Well in Winter campaign (Winter 2024–26) is a multi-agency, cross-sector public information campaign led by Burnley Council under the Burnley Together branding. It aims to help vulnerable residents stay warm, healthy, and supported during the colder months.

### Campaign Objectives

#### **Raise Awareness and Support Vulnerable Residents:**

Increase awareness of winter health and wellbeing resources, ensuring that vulnerable residents know that they have access to the support they need.

#### **Promote preventative health measures:**

Encourage residents to take preventative health actions including getting vaccinated and preparing their homes for winter.

#### **Increase Awareness of Financial Support:**

Inform residents about available financial support during the cost-of-living crisis (winter related).

#### **Strengthen comms partnerships:**

Collaborate effectively with public sector partners to amplify campaign reach and impact.

### Key Audiences

- people aged 65 years and over
- people with long-term health conditions such as cardiovascular or respiratory disease, or a mental health condition
- pregnant women
- young children (particularly those aged 5 and under)
- people with learning disabilities
- people at risk of falls
- people who live alone and may be unable to care for themselves
- people who are housebound or have low mobility
- people living in deprived circumstances



# Keep Well in Winter 2024 metrics

## Partners engaged in the 2024 campaign

### Public sector

- East Lancs NHS Trust
- Family Hubs
- HCRG Care Group
- ICB
- Lancashire County Council
- PCN East and West
- The Calico Group
- Burnley Leisure

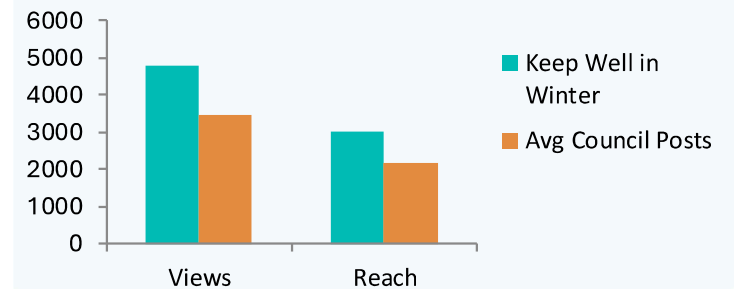
### Voluntary & Community Sector and more..

- Age UK
- BPRCVS
- CGL Inspire
- Citizens Advice East Lancashire
- Home-start in East Lancashire
- Smoke Free Lancashire
- Outdoor Town
- Active Lancashire

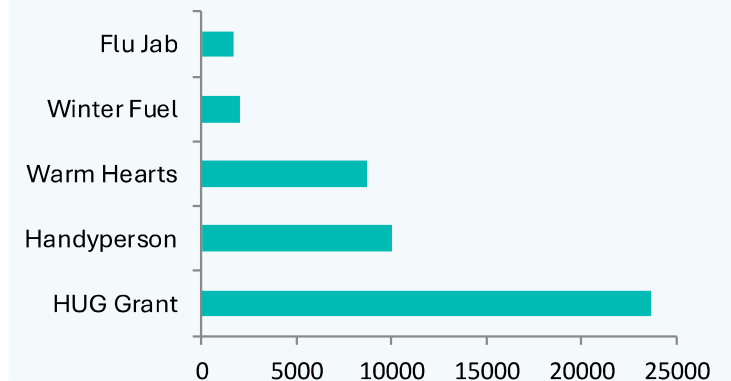
## Delivery and recommendations for our next campaign

- 17 social posts reaching over 84,000 views.
- We had a consistent visual identity under the Burnley Together brand and a toolkit of ready-to-go assets for local use.
- Posts that offered clear, tangible help (like the HUG Grant or Handyperson Service) performed best.
- Posts about vaccines and NHS advice didn't perform as well (Reword health posts to sound local and community-led.)
- Click-through rates were low overall, indicating a need for clearer calls to action. (Lead with benefits: 'Save money, stay warm')
- Planned offline elements (e.g. community events, printed materials, billboards) were not delivered due to budgets at the time (budget allocated for 2025)
- Partner reach was hard to measure (introduce more monitoring)

Campaign vs Average Burnley Council Posts



Top Performing Campaign Posts



## What's next for the campaign

- Ward-targeted communications using data from the Housing Stock Modelling Report and respiratory health data.
- Multi-channel campaign (Oct–March) focused on priority wards:
  - Social media campaign, including paid ads targeted by ward
  - 7,000 printed leaflets distributed across around 140 community and partner settings
  - Ward-specific A4 posters on each of the key messages
  - A6 postcards for staff and volunteers to hand out in community settings
  - GP practice TV screens and waiting room rotation
  - Digital billboard advert on the Keirby Hotel roadside screen





---

## Service Mapping & Re-Design



**With thanks to**

Saraj Mohammed

Hazel Swarbrick

# BURNLEY HOUSING AND RESPIRATORY MATRIX

		Prevent	Early Intervention	Staying Well	Rising Risk	Risk Management	Crisis
Cohort		No long-term conditions (LTC). No risk factors (e.g., smoking. Rarely unwell.	No LTCs. Risk factors present e.g., smoking, poor housing, Rarely unwell.	1 LTC. No risk factors. LTC well managed and does not impact on life	1+ LTC, co-morbidities, and risk factors. Regular illness. Mild or moderate frailty.	3+ LTC, multiple risk factors. Regular exacerbations. Severe frailty.	Could be any patient from any group presenting at crisis point (crisis may look different to each individual)
Outcome	Ideal	Stay well, maintain healthy lifestyle and routine health checks and vaccinations	Patients supported to reduce risk factors e.g., stopping smoking, support with poor housing.	Patients supported to manage their LTC and remain in 'Staying Well'	Assist patients to reverse co-morbidities e.g., obesity or frailty, and to reduce risk factors. Maintain some wellness.	Multi-condition care via MDT approach. Assist patients to reduce multiple risk factor. Proactive care planning	Reduce number of crisis presentations and support patient to return to their baseline cohort
Interventions		<ul style="list-style-type: none"> <li>Enhanced/NHS health check</li> <li>Vaccinations (flu, COVID, pneumococcal)</li> <li>Public Health Campaigns</li> </ul>	+ <ul style="list-style-type: none"> <li>All previous plus:</li> <li>Social Prescribing (SP), Health and Wellbeing Coach (HWBC)</li> <li>Housing support</li> <li>Smoking Cessation</li> <li>Inspire</li> <li>Up &amp; Active</li> </ul>	+ <ul style="list-style-type: none"> <li>All previous plus:</li> <li>Holistic LTC review</li> <li>Pulmonary Rehabilitation</li> <li>Respiratory HWBC</li> <li>Escalation care plan</li> <li>Lung health checks</li> </ul>	+ <ul style="list-style-type: none"> <li>All previous plus:</li> <li>Outreach approach</li> <li>Proactive care plans</li> <li>Multi-Disciplinary Team (MDT) approach where needed</li> <li>Mental health support</li> </ul>	+ <ul style="list-style-type: none"> <li>All previous plus:</li> <li>MDT /INT</li> <li>IHSS/ICAT</li> <li>Hospice/Palliative care where needed</li> <li>Secondary Care</li> <li>Social care</li> <li>Enhanced mental health support</li> </ul>	+ <ul style="list-style-type: none"> <li>All previous plus:</li> <li>discussion with patient to understand what led to crisis, to provide proactive care plan to mitigate risk</li> </ul>

# Housing and Respiratory Support - Health

## Pulmonary Rehabilitation

Pulmonary rehabilitation is a course designed to help patients with long-term lung conditions [Link](#)

### Access

Self refer - [01282 805514](tel:01282805514)  
GP or Consultant referral

## PCN

- Annual respiratory review and holistic health check at outreach locations
- Support registering with a GP practice
- Enhanced health checks

### Access

Burnley East: [Website](#)  
Email: [email:burnley.eastpcn@nhs.net](mailto:email:burnley.eastpcn@nhs.net)  
Burnley West: [Website](#)  
Email: [bwpcn@nhs.net](mailto:bwpcn@nhs.net)

## GP Practice

- Annual Respiratory Review
- Medication Review
- Diagnosis of respiratory conditions
- Treatment for exacerbations/infections

### Access

On-line, telephone, or in person to own practice

## Intensive Home Support Service (IHSS)

Care at home provided by East Lancashire Hospitals NHS Trust (ELHT) [Link](#)  
Clinical staff will assess, investigate, support and help avoid any unnecessary hospital admissions  
IHSS offers urgent assessments **within 2-hours** of referral for patients with respiratory conditions.

### Access -

GP practice telephone referral on 01282 805989  
Patients with respiratory conditions can be referred for a welcome pack via email from GP practice [datamailbox@elht.nhs.uk](mailto:datamailbox@elht.nhs.uk)

## Children's Respiratory Service

Multi-professional service provided by ELHT Children and Young People's Services. The team provide a range of support for children and young people with respiratory conditions [Link](#)

### Access

GP practice referral or emergency department or secondary care referral

## Integrated Neighborhood Team (INT)

Support patients with multiple health problems, to better coordinate health and social care services. [Link](#)

### Access

GP practice or secondary care referral



# Housing and Respiratory Support - Housing

## Calico

Calico support tenants with housing concerns, and also offers health and wellbeing support [Link](#)

### Access

Self-refer: 01282 686 300, via website or app, or in person (office open 9am to 5pm, Monday to Friday, Croft Street, Burnley (next to the bus station))

## Home Improvement Agency

The Home Improvement Agency is available for older or disabled people who need help repairing, maintaining or adapting their home [Link](#)

### Access

Self-refer: 01282 477234 or via website enquiry form

## Housing Standards

Support tenants in private rented property to improve standards of housing [Link](#)

### Access

Self-refer: 01282 475883 or via website

## Home Fire Safety Checks

Lancashire Fire and Rescue offer free home fire safety checks to assess risks and help to support safety within the home [Link](#)

### Access

Self-refer: 0800 169 1125, or via website  
Partner agency referral via website

## Homelessness Support

Burnley Council has a duty to assist people who are homeless or at risk of homelessness [Link](#)

### Access

Self-refer: via website to present in person to the Contact Centre, Parker Lane, Burnley (for support with completing the online application)  
URGENT emergency assistance, please call 020 4623 0977

## Charity Support

**Emmaus Burnley** support people who have experienced homelessness to live and work in an Emmaus Community. [Link](#)  
**Church on the Street (COTS)** support people who are currently homeless or at risk, to navigate services including health, housing and social care [Link](#)

New Neighbours Together (NNT) support asylum seekers and refugees [Link](#)

**National Energy Action (NEA)** is a national charity offering advice and support around fuel poverty [Link](#)



# Housing and Respiratory Support - Additional Services

## Citizens Advice

Citizen's advice offer support and advice around all aspects of housing, benefits and more [Link](#)

### Access

Self-refer: 0808 278 7975, via website, or in person (Calico Building, Croft Street, Burnley)

## Work Well

Support for people with low-level health conditions to start, stay or succeed in work. [Link](#)

### Access

Self-refer: 01282 686510 or via website

## We are with you - Substance Misuse

Provide free and confidential support to young people experiencing challenges with drugs and alcohol. [Link](#)

### Access

Self-refer: 0808 164 0074 or via website

## Inspire - Substance Misuse

Inspire empower patients to tackle drug and alcohol use. [Link](#)

### Access

Self-refer: 01254 495 382, via website, in person 37-41 Westgate, Burnley, or GP or partner referral

## Down Town

Burnley Together's one-stop hub for support [Link](#)

### Access

Self-refer: in person Charter Walk Shopping Centre (above New Look), Burnley

## Smoking Cessation - Smoke Free Lancashire

Stop smoking service offering face to face and virtual support [Link](#)

### Access

- Self-refer: 0808 196 2638 or via website

**My Quit Route - App download at Apple or Google**

## Social Prescribing (BPRCVS)

Offering support with multiple issues including housing, finances, health and wellbeing [Link](#)

### Access

- Self-refer: 01282 433740 or via website, or GP or partner referral

## Respiratory Health and Wellbeing Coach

Burnley Leisure service for patients with respiratory conditions to access exercise programmes and build their respiratory health [Link](#)

### Access:

Self refer: via website or GP or secondary care referral.

## Family Hubs Network

Offering support for families with children, from pregnancy to 19 years (or 25 with SEND)

### Access

Burnley Family Hub Facebook page, Family Hubs at Tay St, Burnley Wood Burnley Zone & Family Whittam Street, The Chai Centre, Ightenhill Centre



---

**Next steps...**



**With thanks to**  
Dr Lucy Astle

# Refining aim and measuring improvement



**“To reduce respiratory emergency admission rates for Burnley by 10% by 1st June 2026”**

Tests of change:


- Housing and respiratory matrix
- Leaflet
- Social media campaign





---

## Measures



- Outcome measure: respiratory emergency admission rate per 1000.
- Process measures:
  - Referrals to matrix organisations (Burnley Council Housing Standards, Pulmonary Rehabilitation, Smoking Cessation, Intensive Home Support Service)
  - Interaction with social media posts
  - Feedback on leaflet
- Balancing measures:
  - Professional networking and connections

---

## Questions for discussion



How do we ensure that people most affected by poor housing and respiratory conditions are actively involved in the project?

What ideas hold most promise for meaningful, equitable change?

How can we be research informed?

How can we measure and evaluate change?



**Burnley  
Together**  
Health &  
Wellbeing



---

**Thank you**

lucy.astle@nhs.net

CJackson@burnley.gov.uk