

Locating the missing large-scale emission in the jet of M87* with short EHT baselines

Boris Georgiev^{1,*}, Paul Tiede^{2,3}, Sebastiano D. von Fellenberg^{4,5}, Michael Janssen^{6,5}, Iniyan Natarajan^{2,3},
Lindy Blackburn^{2,3}, Jongho Park^{7,8,9}, Erandi Chavez², Andrew T. West¹, Kotaro Moriyama^{10,11},
Jun Yi Koay^{12,13}, Hendrik Müller⁵, Dhanya G. Nair^{14,5}, Avery E. Broderick^{15,16,17}, Maciek Wielgus¹⁰

The Event Horizon Telescope Collaboration:

Kazunori Akiyama^{18,19,3}, Ezequiel Albertosa-Ruiz²⁰, Antxon Alberdi¹⁰, Walter Alef⁵, Juan Carlos Algaba²¹,
Richard Anantua^{22,23,3,2}, Keiichi Asada¹³, Rebecca Azulay^{20,24,5}, Uwe Bach⁵, Anne-Kathrin Baczko^{25,5},
David Ball¹, Mislav Baloković²⁶, Bidisha Bandyopadhyay¹⁴, John Barrett¹⁸, Michi Bauböck²⁷,
Bradford A. Benson^{28,29}, Dan Bintley^{30,31}, Raymond Blundell², Katherine L. Bouman³²,
Geoffrey C. Bower^{30,31,33,34}, Michael Bremer³⁵, Roger Brissenden², Silke Britzen⁵, Dominique Brogiere³⁵,
Thomas Bronzwaer⁶, Sandra Bustamante³⁶, Douglas F. Carlos³⁷, John E. Carlstrom^{38,29,39,40}, Andrew Chael⁴¹,
Chi-kwan Chan^{1,42,43}, Dominic O. Chang^{2,3}, Koushik Chatterjee^{44,3,2}, Shami Chatterjee⁴⁵, Ming-Tang Chen³³,
Yongjun Chen (陈永军)^{46,47}, Xiaopeng Cheng⁴⁸, Paul Chichura^{39,38}, Ilje Cho^{107,49,10}, Pierre Christian⁵⁰,
Nicholas S. Conroy^{51,2}, John E. Conway²⁵, Thomas M. Crawford^{29,38}, Geoffrey B. Crew¹⁸,
Alejandro Cruz-Orsorio^{52,53}, Yuzhu Cui (崔玉竹)⁵⁴, Brandon Curd^{22,3,2}, Rohan Dahale¹⁰, Jordy Davelaar^{55,★★},
Mariafelicia De Laurentis^{56,57}, Roger Deane^{58,59,60}, Gregory Desvignes^{5,61}, Jason Dexter⁶², Vedant Dhruv²⁷,
Indu K. Dihingia⁶³, Sheperd S. Doeleman^{2,3}, Sergio A. Dzib⁵, Ralph P. Eatough^{64,5}, Raziieh Emami²,
Heino Falcke⁶, Joseph Farah^{65,66}, Vincent L. Fish¹⁸, Edward Fomalont⁶⁷, H. Alyson Ford¹, Marianna Foschi¹⁰,
Raquel Fraga-Encinas⁶, William T. Freeman^{68,69}, Per Friberg^{30,31}, Christian M. Fromm^{70,53,5},
Antonio Fuentes¹⁰, Peter Galison^{3,71,72}, Charles F. Gammie^{27,51,73}, Roberto García³⁵, Olivier Gentaz³⁵,
Ciriaco Goddi^{37,74,75,76}, Roman Gold^{77,78,79}, Arturo I. Gómez-Ruiz^{80,81}, José L. Gómez¹⁰,
Minfeng Gu (顾敏峰)^{46,82}, Mark Gurwell², Kazuhiro Hada^{83,11}, Daryl Haggard^{84,85}, Ronald Hesper⁸⁶,
Dirk Heumann¹, Luis C. Ho (何子山)^{87,88}, Paul Ho^{13,31,30}, Mareki Honma^{11,89,90}, Chih-Wei L. Huang¹³,
Lei Huang (黄磊)^{46,82}, David H. Hughes⁸⁰, Shiro Ikeda^{19,91,92,93}, C. M. Violette Impellizzeri^{94,67},
Makoto Inoue¹³, Sara Issaoun^{2,★★}, David J. James^{95,96}, Buell T. Jannuzi¹, Britton Jeter^{138,139},
Wu Jiang (江悟)⁴⁶, Alejandra Jiménez-Rosales⁶, Michael D. Johnson^{2,3}, Svetlana Jorstad⁹⁷, Adam C. Jones²⁹,
Abhishek V. Joshi²⁷, Taehyun Jung^{48,98}, Ramesh Karuppusamy⁵, Tomohisa Kawashima⁹⁹, Garrett K. Keating²,
Mark Kettenis¹⁰⁰, Dong-Jin Kim¹⁰¹, Jae-Young Kim¹⁰², Jongsoo Kim⁴⁸, Junhan Kim¹⁰³, Motoki Kino^{19,104},
Prashant Kocherlakota^{3,2}, Yutaro Kofuji^{11,90}, Patrick M. Koch¹³, Shoko Koyama^{12,13}, Carsten Kramer³⁵,
Joana A. Kramer^{119,5}, Michael Kramer⁵, Thomas P. Krichbaum⁵, Cheng-Yu Kuo^{105,13}, Noemi La Bella⁶,
Deokhyeong Lee¹⁰⁶, Sang-Sung Lee⁴⁸, Aviad Levis³², Zhiyuan Li (李志远)^{107,108}, Rocco Lico^{109,10},
Greg Lindahl¹¹⁰, Michael Lindqvist²⁵, Mikhail Lisakov¹¹¹, Jun Liu (刘俊)⁵, Kuo Liu¹⁶⁸, Elisabetta Liuzzo¹¹²,
Wen-Ping Lo^{13,113}, Andrei P. Lobanov⁵, Laurent Loinard^{114,3,115}, Colin J. Lonsdale¹⁸, Amy E. Lowitz¹,
Ru-Sen Lu (路如森)^{46,47,5}, Nicholas R. MacDonald⁵, Jirong Mao (毛基荣)^{116,117,118}, Nicola Marchili^{112,5},
Sera Markoff^{119,120}, Daniel P. Marrone¹, Alan P. Marscher⁹⁷, Iván Martí-Vidal^{20,24}, Satoki Matsushita¹³,
Lynn D. Matthews¹⁸, Lia Medeiros¹²¹, Karl M. Menten^{5,†}, Izumi Mizuno^{30,31}, Yosuke Mizuno^{63,122,53},
Joshua Montgomery^{85,29}, James M. Moran^{2,3}, Monika Moscibrodzka⁶, Wanga Mulaudzi¹¹⁹, Cornelia Müller^{5,6},
Alejandro Mus^{74,109,123,124}, Gibwa Musoke^{119,6}, Ioannis Myserlis¹²⁵, Hiroshi Nagai^{19,89}, Neil M. Nagar¹⁴,
Masanori Nakamura^{126,13}, Gopal Narayanan³⁶, Antonios Nathanail^{127,53}, Santiago Navarro Fuentes¹²⁵,
Joey Neilsen¹²⁸, Chunchong Ni^{16,17,15}, Michael A. Nowak¹²⁹, Junghwan Oh¹⁰⁰,

* Corresponding author: borisgeorgiev@arizona.edu

★★ NASA Hubble Fellowship Program, Einstein Fellow.

† Deceased.

Hiroki Okino^{11,90}, Héctor Raúl Olivares Sánchez¹³⁰, Tomoaki Oyama¹¹, Feryal Özel¹³¹, Daniel C. M. Palumbo^{3,2}, Georgios Filippou Paraschos^{138,139,5}, Harriet Parsons^{30,31}, Nimesh Patel², Ue-Li Pen^{13,15,4,132,133}, Dominic W. Pesce^{2,3}, Vincent Piétu³⁵, Alexander Plavin^{3,2,5}, Aleksandar PopStefanija³⁶, Oliver Porth^{119,53}, Ben Prather²⁷, Giacomo Principe^{134,135,109}, Dimitrios Psaltis¹³¹, Hung-Yi Pu^{136,137,13}, Alexandra Rahlin²⁹, Venkatesh Ramakrishnan^{169,138,139}, Ramprasad Rao², Mark G. Rawlings^{140,30,31}, Angelo Ricarte^{3,2}, Luca Ricci¹⁴¹, Bart Ripperda^{4,142,132,15}, Jan Röder¹⁰, Freek Roelofs⁶, Cristina Romero-Cañizales¹³, Eduardo Ros⁵, Arash Roshanineshat¹, Helge Rottmann⁵, Alan L. Roy⁵, Ignacio Ruiz¹²⁵, Chet Ruszczyk¹⁸, Kazi L. J. Rygl¹¹², León D. S. Salas¹¹⁹, Salvador Sánchez¹²⁵, David Sánchez-Argüelles^{80,81}, Miguel Sánchez-Portal¹²⁵, Mahito Sasada^{143,11,144}, Kaushik Satapathy¹, Saurabh⁵, Tuomas Savolainen^{145,139,5}, F. Peter Schloerb³⁶, Jonathan Schonfeld², Karl-Friedrich Schuster³⁵, Lijing Shao^{88,5}, Zhiqiang Shen (沈志强)^{46,47}, Sasikumar Silpa¹⁴, Des Small¹⁰⁰, Randall Smith², Bong Won Sohn^{48,98,49}, Jason SooHoo¹⁸, Kamal Souccar³⁶, Joshua S. Stanway¹⁴⁶, He Sun (孙赫)^{147,148}, Fumie Tazaki¹⁴⁹, Alexandra J. Tetarenko¹⁵⁰, Remo P. J. Tilanus^{1,6,94,151}, Michael Titus¹⁸, Kenji Toma^{152,153}, Pablo Torne^{125,5}, Teresa Toscano⁵, Efthalia Traianou^{10,5}, Tyler Trent¹, Sascha Trippe^{154,155}, Matthew Turk⁵¹, Ilse van Bemmel¹⁵⁶, Huib Jan van Langevelde^{100,94,157}, Daniel R. van Rossum⁶, Jesse Vos¹⁵⁸, Jan Wagner⁵, Derek Ward-Thompson¹⁴⁶, John Wardle¹⁵⁹, Jasmin E. Washington¹, Jonathan Weintraub^{2,3}, Robert Wharton⁵, Kaj Wiik^{160,138,139}, Gunther Witzel⁵, Michael F. Wondrak^{6,161,119,120}, George N. Wong^{162,41}, Jompoj Wongphexhauxsorn^{141,5}, Qingwen Wu (吴庆文)¹⁶³, Nitika Yadlapalli³², Paul Yamaguchi², Aristomenis Yfantis⁶, Doosoo Yoon¹¹⁹, André Young⁶, Ziri Younsi^{164,53}, Wei Yu (于威)², Feng Yuan (袁峰)¹⁶⁵, Ye-Fei Yuan (袁业飞)¹⁶⁶, Ai-Ling Zeng (曾艾玲)¹⁰, J. Anton Zensus⁵, Shuo Zhang¹⁶⁷, Guang-Yao Zhao^{5,10}, and Shan-Shan Zhao (赵杉杉)⁴⁶

(Affiliations can be found after the references)

Received 28 August 2025 / Accepted 19 January 2026

ABSTRACT

In very-long baseline interferometric arrays, nearly co-located stations probe the largest scales and typically cannot resolve the observed source. In the absence of a large-scale structure, closure phases constructed with these stations are zero and, since they are independent of station-based errors, they can be used to probe data issues. Here, we show how these trivial closure phases become nonzero with a brightness distribution on smaller scales than their short baseline would suggest. When applied to sources that are made up of a bright compact and large-scale diffuse component, the trivial closure phases directly measure the centroid relative to the compact source and higher-order image moments. We present a technique to measure these image moments with minimal model assumptions and validate it on synthetic Event Horizon Telescope (EHT) data. We then apply this technique to 2017 and 2018 EHT observations of M87* and find a weak preference for extended emission in the direction of the large-scale jet. We also apply it to 2021 EHT data and measure the source centroid about 1 mas northwest of the compact ring, which is consistent with the jet observed at lower frequencies.

Key words. black hole physics – techniques: interferometric – galaxies: active – galaxies: individual: M87* – galaxies: jets

1. Introduction

Very-long baseline interferometry (VLBI) is an observational technique in which unconnected telescopes can be computationally synthesized into an effective instrument with an aperture size equivalent to the distance between the telescopes (Thompson et al. 2017). Each combination of stations is sensitive to a different image scale that is inversely proportional to the baseline separation. Many VLBI sources are blazars, which resemble a collimated jet extending outward from a compact core (Lister et al. 2009; Weaver et al. 2022). As such, robust imaging requires coverage on many baseline separation scales.

The Event Horizon Telescope (EHT) is a VLBI array observing at millimeter/sub-millimeter wavelengths with stations separated by up to the diameter of the Earth. Its resolution reaches tens of microarcseconds, which makes it possible to resolve the ring-like structures and shadow of two supermassive black holes, M87* (EHTC 2019a,b,c,d,e,f, 2021a,b, 2023,

2024a) and Sgr A* (EHTC 2022a,b,c,d,e,f, 2024b,c). It can also resolve the inner jet region of several other active galactic nuclei (Kim et al. 2020; Janssen et al. 2021; Issaoun et al. 2022; Jorstad et al. 2023; Paraschos et al. 2024; Baczko et al. 2024; Röder et al. 2025b).

Very-long baseline interferometry, and the EHT in particular, is plagued with single-station instrument systematics that significantly corrupt the signal. When the number of baselines exceeds the number of stations, it is possible to solve for a majority of these instrument systematics (Thompson et al. 2017). However, these are solved for simultaneously with assumptions about the brightness distribution, which leads to difficulty in tying specific source structures to features in the data. It is possible to construct closure quantities, such as closure phases, closure amplitudes, and closure traces, in which a combination of data products is independent of these station-based instrument corruptions and more directly probe the source brightness distribution (Jennison 1958; Twiss et al. 1960; Thompson et al. 2017; Blackburn et al. 2020; Broderick & Pesce 2020).

M87* has a prominent large-scale limb-brightened jet that extends for many arcseconds and is seen across the electromagnetic spectrum (Curtis 1918; Biretta et al. 1999; Perlman et al. 2007; Walker et al. 2018; Kim et al. 2018; EHT MWL Science Working Group 2021; Kim et al. 2023; Algaba et al. 2024; Röder et al. 2025a). Recent observations with the Global mm-VLBI Array (GMVA) at 3 mm reveal the jet connecting to the ring in M87* (Lu et al. 2023; Kim et al. 2025). At 1.3 mm, observations with the Atacama Large Millimeter/submillimeter Array (ALMA) reconstruct the jet oriented about 288° east of north and extending to angular scales of tens of arcseconds (Goddi et al. 2021).

Before 2021, the EHT array was primarily composed of long baselines ($\gtrsim 2 \text{ G}\lambda$) and intrasite baselines ($\lesssim 2 \text{ M}\lambda$), which left a significant gap in scales. Its observations of M87* at 1.3 mm reveal an excess of flux density between the intrasite and next-shortest baselines (EHTC 2019d,f, 2024a; Event Horizon Telescope Collaboration 2025). It is natural to identify the missing flux density with the jet, but this has not been robustly proven. Traditionally, imaging with the EHT involves removing the intrasite baselines, as they do not have sufficient coverage to image large-scale emission, but still contain enough flux density to potentially introduce image artifacts into the compact brightness distribution.

In 2021, the EHT array included two new stations, which improved coverage and added two sets of intermediate baselines in the range of 0.1–1 G λ (Event Horizon Telescope Collaboration 2025). These new baselines measure visibilities that are difficult to fit with only a compact source. Explorations of emission on scales of hundreds of microarcseconds suggest that image components along the jet can explain the emission on intermediate baselines, but details of the extended emission requires strong model assumptions (Saurabh et al. 2026). Furthermore, “trivial” closure phases involving an intrasite baseline show a bias away from zero, an effect that is possible if significant large-scale structure were present, although this offset cannot be explained by the same emission suggested for intermediate baselines (Event Horizon Telescope Collaboration 2025).

In this paper, we present a new method to extract information about the location and structure of large-scale emission from closure phases, without strong model assumptions. We focus on EHT data as applicable to M87*, localize the centroid of the source, and show that the excess systematic signal in closure phases is fully explainable by source structure. In Section 2, we introduce closure phases, expand them for short baselines, and connect them to large-scale image moments. In Section 3, we construct a synthetic EHT M87* dataset and validate our method for centroid extraction. In Section 4, we apply this technique to EHT observations of M87* and conclude in Section 5. In addition, we explore the effects of polarization and leakage in Appendix B. In Appendix C, we comment on the possibilities of measuring higher-order image modes, and provide fitting details in Appendix D.

2. Closure quantities on large scales

For an interferometric array with N stations, it is possible to construct a set of closure quantities, each of which are invariant to a particular set of single-station corruptions. Here, we introduce closure phases and expand them in the limit at which they probe large-scale structure. A similar derivation for polarimetric Appendix B.

2.1. Definitions

An interferometric baseline between stations A and B measures a visibility that is related to the Fourier transform of the on-sky brightness distribution,

$$\tilde{I}_{AB} = \iint I(\mathbf{x}) \exp(-2\pi i \mathbf{u}_{AB} \cdot \mathbf{x}) d^2 \mathbf{x}, \quad (1)$$

where I is the Stokes I image intensity, \mathbf{u}_{AB} is the projected baseline vector, and \mathbf{x} is the on-sky angular coordinate vector relative to a chosen origin. However, imperfections in the instrument lead to station-based complex gains,

$$\tilde{I}_{AB,\text{observed}} = g_A \tilde{I}_{AB} g_B^*. \quad (2)$$

When the number of baselines exceeds the number of stations, it becomes somewhat possible to solve for these complex gains simultaneously with the brightness distribution. It is instead possible to construct combinations of the visibilities that contain partial source information that is independent from these instrument artifacts. It is relevant for this work that a closure phase on triangle ABC is defined as

$$\psi_{ABC} = \text{Arg}(\tilde{I}_{AB} \tilde{I}_{BC} \tilde{I}_{CA}), \quad (3)$$

in which all the gain terms drop out. While closure phases do allow for a corruption-free probe of the source, their uncertainties become highly non-gaussian at a low signal-to-noise ratio. All datasets used in this work have been scan-averaged and have a sufficiently high signal-to-noise ratio¹.

As many VLBI sources are compact, the closure phases for triangles involving two co-located (intrasite) stations should be zero, and these “trivial” closure phases can be used to probe non-closing errors in the data (EHTC 2019c). This is only possible when the co-located baseline probes scales that are much larger than the source size.

2.2. Short-baseline expansions

If A' is a station that is almost co-located with A , then we can expand in short $\mathbf{u}_{AA'}$. The visibilities are

$$\tilde{I}_{AA'} \approx \mathcal{F}(1 - 2\pi i \mathbf{u}_{AA'} \cdot \mathbf{C}), \quad (4)$$

where the total flux and centroid of the emission are

$$\mathcal{F} = \iint I(\mathbf{x}) d^2 \mathbf{x}, \quad (5)$$

$$\mathbf{C}_i = \frac{1}{\mathcal{F}} \iint I(\mathbf{x}) x_i d^2 \mathbf{x}. \quad (6)$$

Furthermore, $\mathbf{u}_{A'B} = \mathbf{u}_{AB} - \mathbf{u}_{AA'}$, so

$$\tilde{I}_{A'B} \approx \tilde{I}_{AB} - \mathbf{u}_{AA'} \cdot \nabla_{\mathbf{u}} \tilde{I}_{AB}. \quad (7)$$

Expanding the trivial closure phases,

$$\psi_{AA'B} \approx -2\pi \mathbf{u}_{AA'} \cdot \mathbf{C} - \mathbf{u}_{AA'} \cdot \nabla_{\mathbf{u}} \text{Arg}(\tilde{I}_{AB}). \quad (8)$$

These closure phases probe the centroid of emission of the source relative to a zero point defined by the second term. We note that this expansion preserves the translational invariance of closure phases, as a phase gradient enters equally into both terms.

As closure phases are antisymmetric, the next order terms are proportional to $|\mathbf{u}|^3$ and contain higher image moments. An exploration of higher-order terms is given in Appendix C.

¹ Sub-optimal phase calibration can introduce baseline-based biases when averaging (see, e.g., Martí-Vidal & Marcaide 2008).

2.3. Applicability to EHT sources

Many VLBI sources are composed of a compact core and extended diffuse emission, with significant substructure in their jet regions, such as limb-brightening, filaments, and lobes (see, e.g., [Giovannini et al. 2018](#); [Fuentes et al. 2023](#)). M87* in particular has a compact emission region of $\sim 70 \mu\text{as}$, and a jet that extends for many arcseconds, which is comparable to the beam size of individual EHT dishes ([EHTC 2019a](#)). The jet of M87* is only visible on one side of the compact source, which creates a first-order image moment, and is limb-brightened and radially falls off in intensity, thus creating third-order image moments ([Walker et al. 2018](#)).

Until 2021, the EHT combined the following observatories: the Atacama Large Millimeter/submillimeter Array (ALMA), the Atacama Pathfinder Experiment (APEX), the Greenland Telescope (GLT), the IRAM 30 m Telescope at Pico Veleta (PV), the James Clerk Maxwell Telescope (JCMT), the Kitt Peak 12 m Telescope, the Alfonso Serrano Large Millimeter Telescope, the Northern Extended Millimetre Array (NOEMA), the Submillimeter Array (SMA), the Submillimeter Telescope (SMT), and the South Pole Telescope².

The EHT baselines longer than $\sim 2 G\lambda$ roughly probe scales smaller than $100 \mu\text{as}$, and cannot probe the large-scale jet, resolving it out. In 2021, there were three sets of baselines in increasing separation that are potentially short enough to separate the large-scale emission:

- JCMT-SMA, $0.1 M\lambda$, 2 arcsec
- ALMA-APEX, $2 M\lambda$, 100 mas
- Kitt Peak-SMT, $0.1 G\lambda$, 2 mas.

These themselves span many orders of magnitude and do not sufficiently cover the uv plane.

With the EHT, we can construct many long, skinny triangles by choosing three stations, A , A' , and B , such that A and A' are nearly co-located and B is far from them. We can model the observed brightness distribution as a point source that dominates the signal on baselines AB and an extended source seen on baselines AA' . This allows us to remove all terms with derivatives of I_{AB} from Equation (8), as the visibilities should not change much over a length $|u_{AA'}|$ for most of the uv domain. This is an acceptable approximation where

$$\nabla_u \tilde{I}_{AB} \ll \nabla_u \tilde{I}_{AA'}, \quad (9)$$

to within the thermal and systematic noise of the instrument. It is possible for this assumption to fail where phases jump rapidly near nulls in the visibility amplitudes, although it is unlikely for this to happen for every station B . This decomposition may be thought of as phase-referencing to the emission on the AB baseline, and assuming that all long baselines can be phase-referenced simultaneously.

Under this assumption, we find that

$$\psi_{AA'B} \approx -2\pi u_{AA'} \cdot C. \quad (10)$$

3. Application to synthetic data

Equation (10) provides a mathematical relationship between the trivial closure phases and physical properties of the source. Since it is a linear model, it can be straightforwardly fit to any combination of trivial closure phases, although differences in calibration over time and between stations can unduly affect certain parameter extractions. In this section, we fit synthetic

² See [Event Horizon Telescope Collaboration \(2025\)](#) for a full description of the stations in the 2017–2021 EHT arrays.

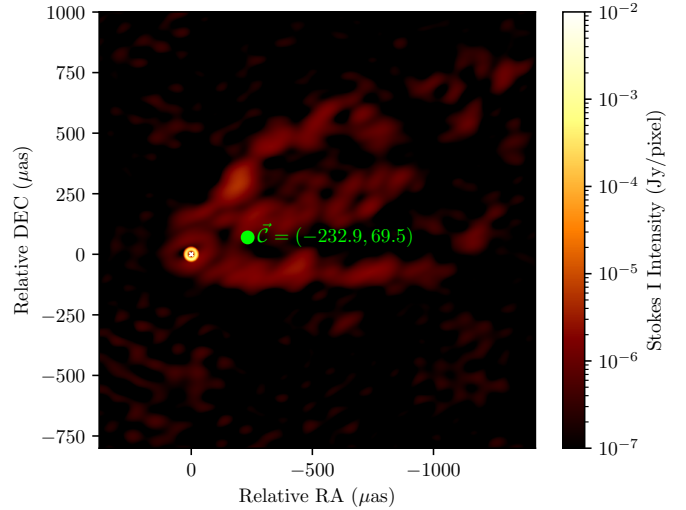


Fig. 1. Synthetic dataset used for validation. The emission is composed of a bright compact ring and an extended jet. The green dot is the centroid of the image relative to the white x in the center of the ring.

data to validate the ability to reconstruct image moments and determine how much of the estimated systematic error is caused by the source structure.

3.1. Synthetic data properties

Figure 1 shows an image designed to emulate M87*. It is composed of a bright ring structure and the extended jet from 2018 GMVA observations ([Lu et al. 2023](#)). Using this image as an input and the software package `eht.im` ([Chael et al. 2018](#)), we created synthetic EHT data using the coverage and properties of the 2021 April 18 array at 227.1 GHz, the same dataset as used in [Event Horizon Telescope Collaboration \(2025\)](#). Following the need to model non-closing errors in EHT data, we inflated the error budget by 1% of the visibility amplitudes and added in quadrature to the thermal errors. Many sources of non-closing errors are not explicitly included in the synthetic data generation pipelines, so this inflation serves mostly to match uncertainties on the real data and is expected to overestimate the synthetic data systematic errors.

We first checked whether the phase-centering and higher-order terms in the closure phase expansion are small compared to the centroid term. Figure 2 shows a plot of the visibility phases that correspond to the input brightness distribution. In order to tie large-scale closure quantities to the visibility phases, we required that the phase gradients with respect to u at long baselines are small compared to the phase gradients near zero. That is, we required that the trivial closure phases approximate the visibility phase of the short baseline in the trivial triangle. We find that under an appropriate choice of image center, phases wrap over several $G\lambda$, about a factor of 10 lower than phase gradients at short baselines. We note that to get small phase gradients at long baselines, the choice of phase center is located about $30 \mu\text{as}$ SE of the ring, and we cannot phase-center every baseline simultaneously. An important implication is that a centroid measured from the trivial closure phases is relative to a zero point that is not straightforwardly identifiable with the compact source, and introduces an additional uncertainty. However, for this validation dataset, we find that this additional uncertainty in the phase center relative to the compact ring is smaller than the statistical uncertainty of the measurement of the centroid position offset.

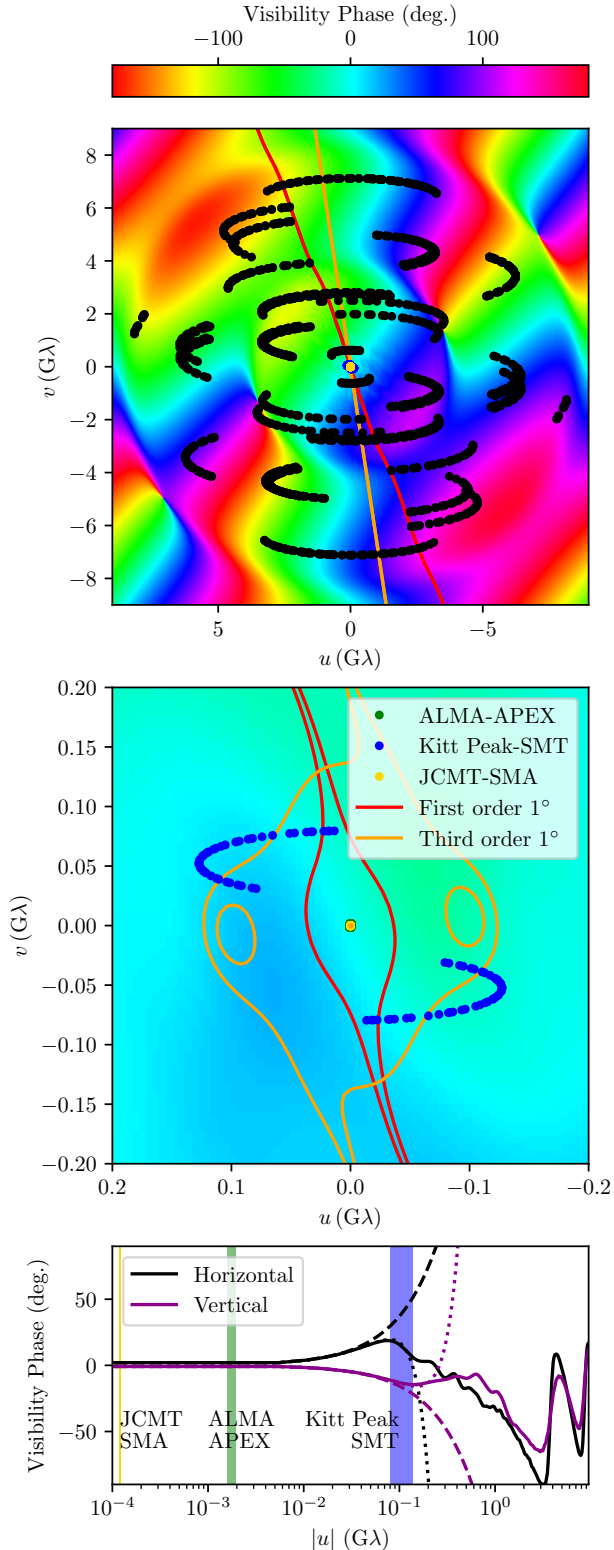


Fig. 2. Top and middle panels show the visibility phases for the source model in Figure 1. The middle panel is a zoomed in version of the top panel. Black points show the (u, v) locations of all synthetic observations, where the innermost three have been highlighted. The red and orange contours show the regions where, respectively, the first- and third-order approximations to the phases (Equations 10 and C.1, respectively) differ from the true phases by less than 1° . The bottom panel shows a horizontal and vertical slice of the phases as well as the first- and third-order approximations as dashed and dotted lines, respectively.

The contours show the regions where the first- and third-order approximations to the phases agree to within 1° , similar to the uncertainty present in EHT observations. Within about $30 M\lambda$, which encloses both the JCMT-SMA and ALMA-APEX baselines, the first-order approximation works, and we expect closure phases on triangles that involve these baselines to measure the centroid of emission. The Kitt Peak-SMT baseline requires at least a third-order approximation, and even then, there is an additional $\sim 5^\circ$ error at the uv locations furthest from zero. Although this dataset has the Kitt Peak-SMT on the border of probing both the large- and small-scale structure, a larger more diffuse jet could push the region of an acceptable approximation inside the baseline lengths probed, and vice versa for a smaller jet.

3.2. Synthetic first-order fits

We fit the linear model to the trivial closure phases using the procedure described in Appendix D. Figure 3 shows the extracted centroid position offset separately measured using the JCMT-SMA and ALMA-APEX triangles. Fits are shown when only one triangle is included and when all stations are included. A fit using only one data point at one time would create a linear band perpendicular to the direction of the intrasite baseline at that time. Since both JCMT-SMA and ALMA-APEX point roughly north-south, the uncertainty lies mainly in the east-west direction. As we include more times, the short baseline in the triangle rotates and forms the covariance ellipses shown in the figure. In particular, ALMA-APEX-NOEMA and ALMA-APEX-PV are only seen in the beginning of the observations, while ALMA-APEX-JCMT and ALMA-APEX-SMA are only seen at the end. During this time, the ALMA-APEX baseline rotates by almost 45° , thus breaking some of the degeneracy.

Both sets of triangles agree with the true centroid location relative to the center of the ring (the green x lies within the black confidence regions in Figure 3). Every triangle is consistent with the combined fit and the truth value, which indicates that there are no significant unknown systematic errors. Due to the much shorter baseline and lower sensitivity of JCMT-SMA, these triangles cannot detect a centroid offset from zero, though they do constrain that the compound intensity distribution (i.e., the sum of the compact ring and extended component) is more compact than ~ 10 mas. The ALMA-APEX triangles constrain both the direction and amplitude.

We added a 1% fractional uncertainty to the synthetic data and have $\tilde{\chi}^2 \lesssim 1$, which suggests that we overinflated the extra uncertainty. The linear fits used here provide a technique to estimate the necessary fractional uncertainty by finding the amount required to get $\tilde{\chi}^2$ to unity, in essence linearly de-trending the contribution of the large-scale structure to the error budget.

4. Application to M87*

We applied this method to M87* data (EHTC 2019a, 2024a; Event Horizon Telescope Collaboration 2025). In 2017, the EHT observed M87* on April 5, 6, 10, and 11 in two frequency bands centered on 227.1 and 229.1 GHz (band 3 and band 4, also called LO and HI). In 2018, observations with sufficient data were on March 21 and 25 with four frequency bands (bands 1–4, including those centered on 213.1 and 215.1 GHz). During these years, the only participating short baselines were ALMA-APEX and JCMT-SMA. In 2021, the EHT observed M87* on April 13 and 18 in the four frequency bands, and added the short Kitt Peak-SMT baseline. To each

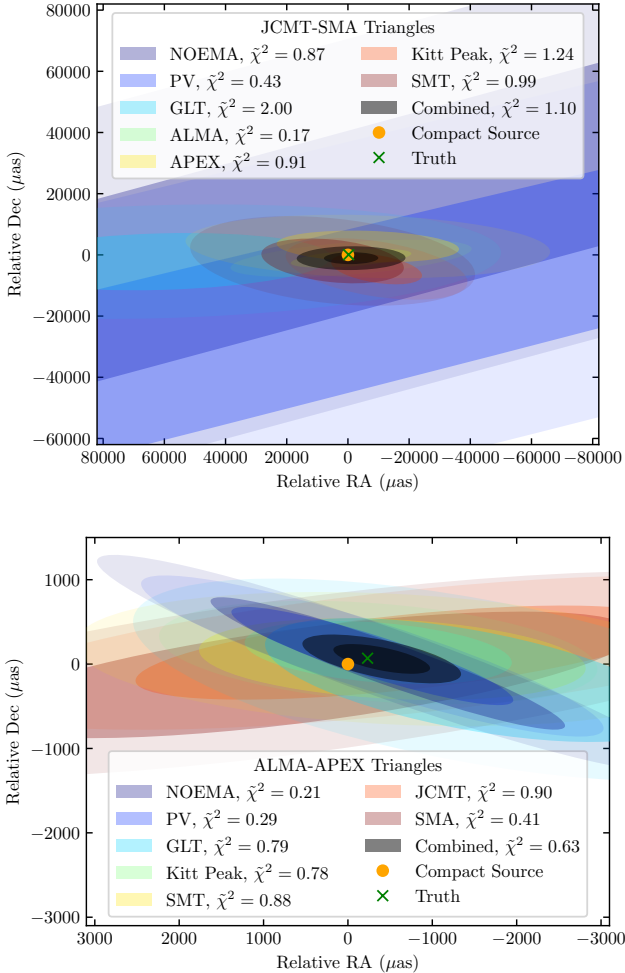


Fig. 3. Covariance ellipses for the fits of the centroid position offset measured from synthetic data. The top panel shows triangles involving JCMT and SMA, while the bottom panel shows triangles involving ALMA and APEX. The black ellipses shows the two-dimensional 68% and 95% confidence region from fits over the entire dataset, while all other colors split up the data into separate triangles. The orange dot is the phase reference, which is assumed to coincide with the compact ring, and the green x is the truth, with the same coordinates as in Figure 1. Stations are colored east to west (blue to red), which roughly corresponds to the short baseline rotating over the course of a night. The reduced chi-squared statistic $\tilde{\chi}^2$ characterizes the goodness of fit and is defined in Appendix D. The bottom panel is zoomed relative to the top.

dataset, we added a 1% fractional uncertainty to model the systematic errors. Other data preparation steps match those in [Event Horizon Telescope Collaboration \(2025\)](#). Due to the fact that in 2017 and 2018 JCMT observed with only one polarization hand, we created closure phases for the whole array in the hand available for JCMT. In 2021, we created Stokes *I* closure phases.

We fit all JCMT-SMA and ALMA-APEX triangles simultaneously using the linear model with the same method as in Section 3. The fit quality is listed in Table 1.

4.1. 2017 and 2018

Figure 4 shows the results of extracting the position offset of the centroid using the trivial triangles for the 2017 and 2018 observations. There is no definitive constraint on a nonzero centroid offset, but the fits weakly suggest an excess of emission NW

Table 1. Goodness of fit measurements, $\tilde{\chi}^2$, for M87* datasets.

Dataset	Band 1	Band 2	Band 3	Band 4
2017 April 5	–	–	0.93	1.18
2017 April 6	–	–	1.26	1.19
2017 April 10	–	–	0.84	0.56
2017 April 11	–	–	1.24	0.99
2018 March 21	1.24	0.75	1.39	0.89
2018 March 25	0.99	0.78	0.94	1.09
2021 April 13	–	–	1.1	1.02
2021 April 18	–	–	0.91	1.02

of the compact source located less than ~ 4 mas away. Furthermore, measurements are consistent across years and bands and each dataset is independently a good fit with a linear dependence on baseline length. This suggests that excesses in trivial closure phases are expected due to source structure, and are not necessarily indicative of other systematic effects in the data. The recovered direction preference is consistent with the large-scale jet in M87*, which points roughly 288° east of north.

4.2. 2021

Figure 5 shows the estimated centroid location using 2021 EHT data. Due to better sensitivity and more stations, the centroid can be more tightly constrained. In the April 18 data, there is a clear offset located about 1 mas northwest of the ring, which is consistent with observations of the jet at lower frequencies. The bands agree with each other, and all fits are statistically good, which indicates no need for further systematic uncertainties or higher image moments.

Figure 6 shows the ALMA-APEX closure phases. They are systematically biased away from zero, but are all consistent with each other, which suggests that the source of this bias is not station- or baseline-dependent. The linear fit matches this offset. The main driver for a nonzero closure phase comes from NOEMA and PV, since it is at this early time that the ALMA-APEX baseline is oriented close to the direction of the jet and is thus sensitive to the emission structure along the jet direction.

To explore whether leakage between polarization hands could be the source of the closure phase offset, we introduce polarimetric closure phases in Appendix B, which are further invariant to any station-based corruption, including polarization leakage and differences between right and left gains. The Stokes *I* closure phases strongly agree with these polarimetric closure phases, which indicates that station-based corruptions and source polarization are not biasing the centroid estimation.

Closure phases on JCMT-SMA triangles and all other triangles similarly show no serious signs of polarization leakage-based corruption. However, due to the lower sensitivity and smaller baseline length, the JCMT-SMA closure phases are consistent with zero and negligibly influence the measurements, and are included in the fits purely for consistency reasons.

The centroid fits are not consistent with closure phases on Kitt Peak-SMT triangles. Following Appendix C, it may seem possible to include higher-order terms and more tightly constrain the centroid as well as higher-order image moments, which are then expected provide information on the particulars of limb-brightening and intensity profiles. However, these closure phases are not fit well with third or higher orders, which indicates that this baseline lies far outside of the regime where the expansion

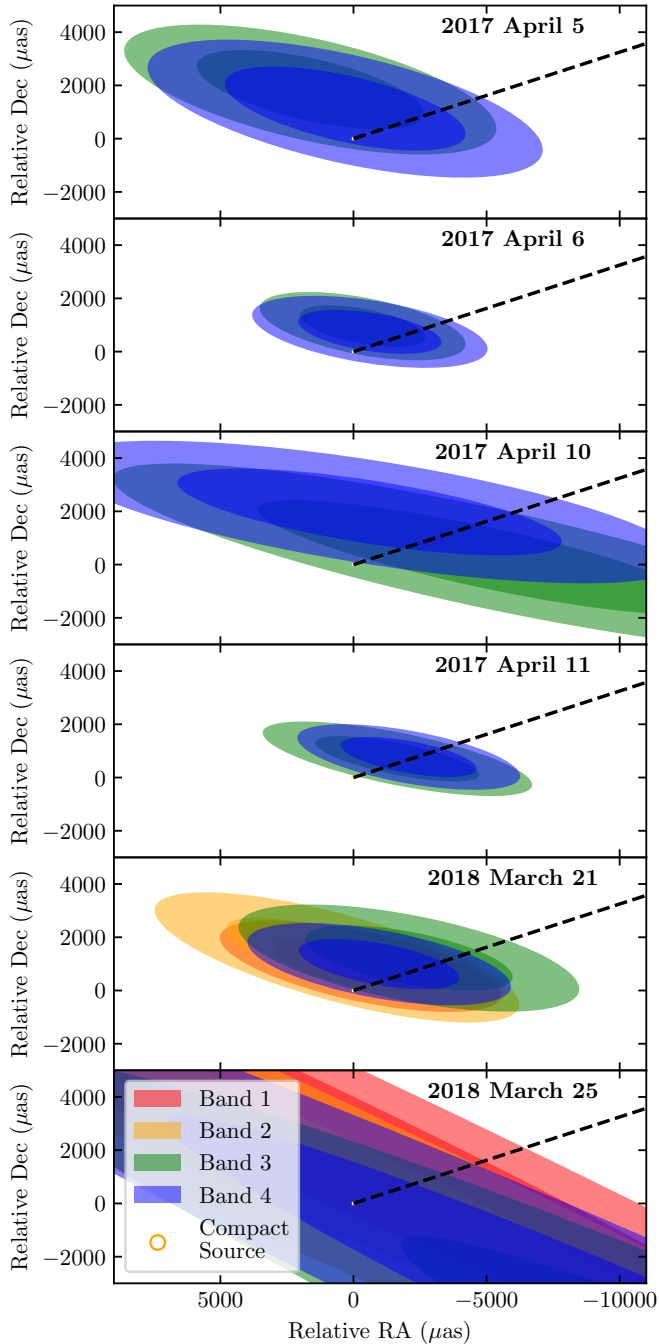


Fig. 4. Estimated two-dimensional 68% and 95% regions of the centroid position offset in M87* for the 2017 and 2018 datasets. The dashed black line at 288° east of north represents the direction of the mas-scale jet.

in Section 2 holds. The parameter estimates, even of the centroid position offset, could thus be significantly biased when this baseline is used. A better interpretation for M87* is that there is more structure on $100 \mu\text{as}$ -scales that is neither describable by a few image moments of the large-scale structure nor by a compact point source, such as that explored in Saurabh et al. (2026).

It is similarly possible that the ALMA-APEX closure phases contain non-negligible higher-order image moments, as we terminate their expansion at the first order and create a trivial degeneracy. This corresponds to unknown structures on baselines shorter than $2M\lambda$, such as bright jet structures at large

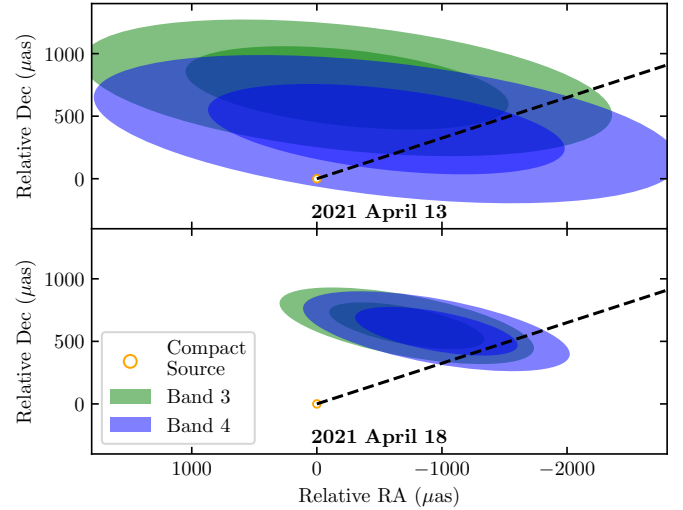


Fig. 5. Estimated two-dimensional 68% and 95% regions of the centroid position offset in M87* from 2021 April 13 and 18 data, the latter of which are significantly nonzero. The centroid is located about 1 mas northwest of the compact source and is consistent both between bands and with the direction of the large-scale jet (dashed line).

scales. This emission can be constrained by data from shorter ALMA-only baselines (Goddi et al. 2021), and by whether its phases remain approximately linear with the baseline length. Furthermore, particularly for interpreting higher-order moments, it becomes increasingly difficult to simultaneously reference all triangles (i.e., zero the increasing number of derivative terms in the expansion) as the small-scale ring structure further deviates from the point source assumption. Both of these effects are fundamental limitations of applying this method.

It is also important to note that this centroid position offset measurement is of the combined jet and ring structure. It may be more useful to measure the centroid of the diffuse jet alone, which is further away by a factor of the ratio of the jet flux divided by the total flux. For M87*, this value varies and is about $0.5 \text{ Jy}/1.5 \text{ Jy}$, so the jet centroid is expected to be three times further away. This is too close to the ring for the centroid position offset to be caused by the innermost bright jet component, HST-1 (Biretta et al. 1999), but it can be used to place limits on the total flux of it and other jet components at 230 GHz.

5. Conclusions

We present a new technique to extract information about large-scale structures from interferometric closure phases that is applicable to sources with a compact core and large-scale diffuse emission. Triangles that involve co-located stations with a baseline that probes structures that are much larger than the spatial scales probed by longer baselines have a closure phase of zero. We expand these closure phases for baselines that are short, but potentially see offsets due to emission at large scales. We find that, to the first order, these trivial closure phases are directly proportional to the position offset of the centroid as measured relative to the compact source. The third-order components probe a combination of the first, second, and third moments of the total source brightness distribution. We thus create a linear model to extract these image moments from interferometric data, with few assumptions about the brightness distribution. This model is further invariant to a host of station-based signal corruptions.

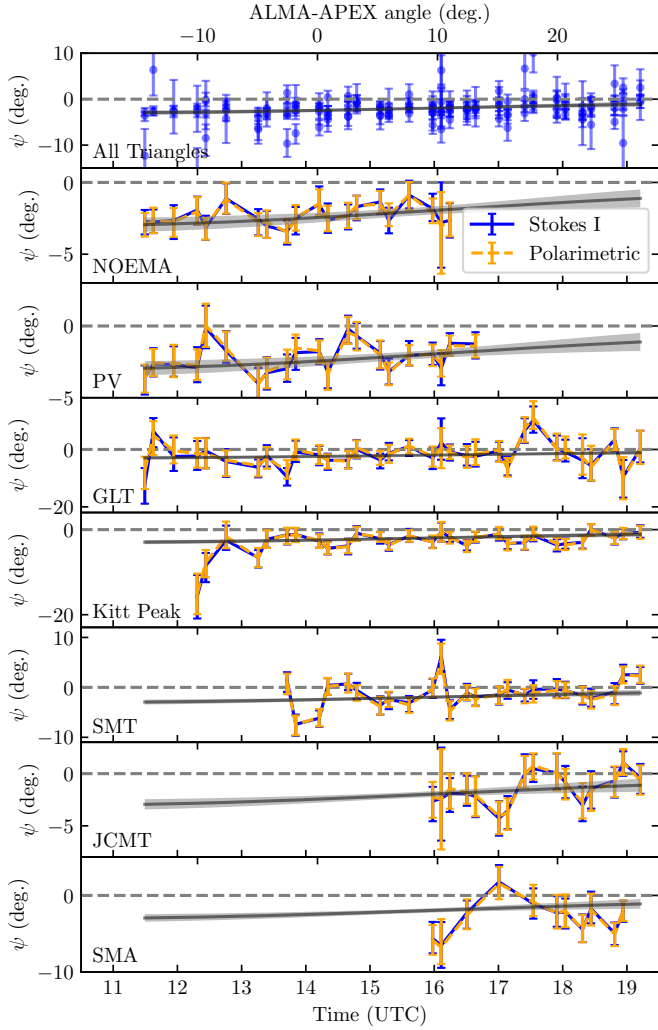


Fig. 6. Closure phases on ALMA-APEX triangles from EHT 2021 April 18 data in band 3. The top panel shows all triangles and the other panels separate out each triangle. Stokes I closure phases are in blue and polarimetric closure phases are in orange. The black line and gray shaded region show the mean and 95% fit region corresponding to Figure 5. The closure phases are offset from zero, consistently with one another, and match the linear fit well. The top ticks convert time to the ALMA-APEX baseline direction measured east of north.

We validated our model on a synthetic dataset composed of a bright compact ring and a large-scale diffuse jet designed to imitate EHT observations of M87*. We identified two potential sources of bias in the reconstructed moments. First, when phase gradients at long baselines are large, the centroid (and higher moments) will be measured relative to a location that is not necessarily identifiable with that of the compact source. For sources similar to M87*, this is expected to add a subleading source of uncertainty. Second, the closure phases may be dominated by a higher-order term in baseline length than assumed, which can lead to fits that are formally good but biased.

If we only include triangles with intrasite baselines, we find that the sparse EHT coverage is sufficient to recover the centroid of the source. Each individual track contributes in the same direction, which indicates that there is an informative nonzero signal present in the trivial closure phases. Longer intrasite baselines and those with a higher signal-to-noise ratio lead to tighter constraints. When we include slightly longer baselines,

the resulting localization of the centroid can tighten significantly and (combinations of) higher image moments can be recovered. However, this relies on an assumption that the short baseline visibilities are dominated by large-scale emission.

We applied this technique to EHT observations of M87* in 2017, 2018, and 2021. In the first two years, there is weak evidence of nonzero trivial closure phases, which corresponds to extra emission northwest of the ring. In 2021, the data strongly support a source centroid located about 1 milliarcsecond northwest of the ring, which is consistent with jet direction measurements at lower frequencies. This detection is consistent among closure triangles and frequency bands, and is inconsistent with being caused by polarization leakage. Importantly, it solves the issue of nonzero closure phases on trivial triangles in 2021 EHT data. The poor quality of fits to longer baselines suggests that their data contain a significant component from a compact structure. Better constraints on large-scale image moments would require more baseline coverage in the 10–100 M λ range, such as those possible with the Korean VLBI Network. Some improvements can also be made with an intrasite baseline oriented east-west with a similar sensitivity and separations as ALMA-APEX.

The method described here is applicable to a wide array of VLBI astronomy. With minimal source and instrument assumptions, it becomes possible to measure large-scale image moments, whose identification with a specific source structure may require further assumptions. Specifically, this method can be applied to Centaurus A, 3C279, and 3C273, where ALMA observations at 230 GHz show directed extended emission (Goddi et al. 2021). It can also be used to identify what types of model components must be added to imaging algorithms to fit short baselines or, alternatively, which data would need to be removed in the imaging process. Furthermore, by detrending out structural effects, it becomes easier to identify what systematic biases in closure products are caused by correlation artifacts, and can be used as a more sophisticated model for network calibration (EHTC 2019c; Blackburn et al. 2019).

References

- Algaba, J. C., Baloković, M., Chandra, S., et al. 2024, *A&A*, 692, A140
 Baczko, A.-K., Kadler, M., Ros, E., et al. 2024, *A&A*, 692, A205
 Biretta, J. A., Sparks, W. B., & Macchetto, F. 1999, *ApJ*, 520, 621
 Blackburn, L., Chan, C.-K., Crew, G. B., et al. 2019, *ApJ*, 882, 23
 Blackburn, L., Pesce, D. W., Johnson, M. D., et al. 2020, *ApJ*, 894, 31
 Broderick, A. E., & Pesce, D. W. 2020, *ApJ*, 904, 126
 Chael, A. A., Johnson, M. D., Bouman, K. L., et al. 2018, *ApJ*, 857, 23
 Curtis, H. D. 1918, *Publ. Lick Obs.*, 13, 9
 EHT MWL Science Working Group (Algaba, J. C., et al.) 2021, *ApJ*, 911, L11
 EHTC (Akiyama, K., et al.) 2019a, *ApJ*, 875, L1
 EHTC (Akiyama, K., et al.) 2019b, *ApJ*, 875, L2
 EHTC (Akiyama, K., et al.) 2019c, *ApJ*, 875, L3
 EHTC (Akiyama, K., et al.) 2019d, *ApJ*, 875, L4
 EHTC (Akiyama, K., et al.) 2019e, *ApJ*, 875, L5
 EHTC (Akiyama, K., et al.) 2019f, *ApJ*, 875, L6
 EHTC (Akiyama, K., et al.) 2021a, *ApJ*, 910, L12
 EHTC (Akiyama, K., et al.) 2021b, *ApJ*, 910, L13
 EHTC (Akiyama, K., et al.) 2022a, *ApJ*, 930, L12
 EHTC (Akiyama, K., et al.) 2022b, *ApJ*, 930, L13
 EHTC (Akiyama, K., et al.) 2022c, *ApJ*, 930, L14
 EHTC (Akiyama, K., et al.) 2022d, *ApJ*, 930, L15
 EHTC (Akiyama, K., et al.) 2022e, *ApJ*, 930, L16
 EHTC (Akiyama, K., et al.) 2022f, *ApJ*, 930, L17
 EHTC (Akiyama, K., et al.) 2023, *ApJ*, 957, L20
 EHTC (Akiyama, K., et al.) 2024a, *A&A*, 681, A79
 EHTC (Akiyama, K., et al.) 2024b, *ApJ*, 964, L25
 EHTC (Akiyama, K., et al.) 2024c, *ApJ*, 964, L26
 Event Horizon Telescope Collaboration (Akiyama, K., et al.) 2025, *A&A*, 704, A91
 Fuentes, A., Gómez, J. L., Martí, J. M., et al. 2023, *Nat. Astron.*, 7, 1359

- Giovannini, G., Savolainen, T., Orienti, M., et al. 2018, *Nat. Astron.*, **2**, 472
- Goddi, C., Martí-Vidal, I., Messias, H., et al. 2021, *ApJ*, **910**, L14
- Hamaker, J. P., Bregman, J. D., & Sault, R. J. 1996, *A&AS*, **117**, 137
- Issaoun, S., Wielgus, M., Jorstad, S., et al. 2022, *ApJ*, **934**, 145
- Janssen, M., Falcke, H., Kadler, M., et al. 2021, *Nat. Astron.*, **5**, 1017
- Jennison, R. C. 1958, *MNRAS*, **118**, 276
- Jorstad, S., Wielgus, M., Lico, R., et al. 2023, *ApJ*, **943**, 170
- Kim, J. Y., Krichbaum, T. P., Lu, R. S., et al. 2018, *A&A*, **616**, A188
- Kim, J.-Y., Krichbaum, T. P., Broderick, A. E., et al. 2020, *A&A*, **640**, A69
- Kim, J.-Y., Savolainen, T., Voitsik, P., et al. 2023, *ApJ*, **952**, 34
- Kim, J.-S., Müller, H., Nikonov, A. S., et al. 2025, *A&A*, **696**, A169
- Lister, M. L., Cohen, M. H., Homan, D. C., et al. 2009, *AJ*, **138**, 1874
- Lu, R.-S., Asada, K., Krichbaum, T. P., et al. 2023, *Nature*, **616**, 686
- Martí-Vidal, I., & Marcaide, J. M. 2008, *A&A*, **480**, 289
- Paraschos, G. F., Kim, J. Y., Wielgus, M., et al. 2024, *A&A*, **682**, L3
- Perlman, E. S., Mason, R. E., Packham, C., et al. 2007, *ApJ*, **663**, 808
- Pordes, R., Petravick, D., Kramer, B., et al. 2007, *J. Phys. Conf. Ser.*, **78**, 012057
- Röder, J., Wielgus, M., Jensen, J. B., Anand, G. S., & Brent Tully, R. 2025a, *A&A*, **701**, L12
- Röder, J., Wielgus, M., Lobanov, A. P., et al. 2025b, *A&A*, **695**, A233
- Saurabh, Müller, H., von Fellenberg, S. D., et al. 2026, *A&A*, **706**, A27
- Sfiligoi, I., Bradley, D. C., Holzman, B., et al. 2009, *WRI World Congress on Computer Science and Information Engineering*, **2**, 428
- Smirnov, O. M. 2011, *A&A*, **527**, A106
- Thompson, A. R., Moran, J. M., & Swenson, G. W. 2017, *Interferometry and Synthesis in Radio Astronomy*, 3rd edn. (Springer)
- Twiss, R. Q., Carter, A. W. L., & Little, A. G. 1960, *The Observatory*, **80**, 153
- Walker, R. C., Hardee, P. E., Davies, F. B., Ly, C., & Junor, W. 2018, *ApJ*, **855**, 128
- Weaver, Z. R., Jorstad, S. G., Marscher, A. P., et al. 2022, *ApJS*, **260**, 12
- ¹ Steward Observatory and Department of Astronomy, University of Arizona, 933 N. Cherry Ave., Tucson, AZ 85721, USA
- ² Center for Astrophysics | Harvard & Smithsonian, 60 Garden Street, Cambridge, MA 02138, USA
- ³ Black Hole Initiative at Harvard University, 20 Garden Street, Cambridge, MA 02138, USA
- ⁴ Canadian Institute for Theoretical Astrophysics, University of Toronto, 60 St. George Street, Toronto, ON M5S 3H8, Canada
- ⁵ Max-Planck-Institut für Radioastronomie, Auf dem Hügel 69, D-53121 Bonn, Germany
- ⁶ Department of Astrophysics, Institute for Mathematics, Astrophysics and Particle Physics (IMAPP), Radboud University, P.O. Box 9010, 6500 GL Nijmegen, The Netherlands
- ⁷ School of Space Research, Kyung Hee University, 1732, Deogyong-daero, Giheung-gu, Yongin-si, Gyeonggi-do 17104, Republic of Korea
- ⁸ G-LAMP NEXUS Institute, Kyung Hee University, Yongin 17104, Republic of Korea
- ⁹ Institute of Astronomy and Astrophysics, Academia Sinica, P.O. Box 23-141, Taipei 10617, Taiwan, ROC
- ¹⁰ Instituto de Astrofísica de Andalucía-CSIC, Glorieta de la Astronomía s/n, E-18008 Granada, Spain
- ¹¹ Mizusawa VLBI Observatory, National Astronomical Observatory of Japan, 2-12 Hoshigaoka, Mizusawa, Oshu, Iwate 023-0861, Japan
- ¹² Graduate School of Science and Technology, Niigata University, 8050 Ikarashi 2-no-cho, Nishi-ku, Niigata 950-2181, Japan
- ¹³ Institute of Astronomy and Astrophysics, Academia Sinica, 11F of Astronomy-Mathematics Building, AS/NTU No. 1, Sec. 4, Roosevelt Rd., Taipei 106216, Taiwan, ROC
- ¹⁴ Astronomy Department, Universidad de Concepción, Casilla 160-C, Concepción, Chile
- ¹⁵ Perimeter Institute for Theoretical Physics, 31 Caroline Street North, Waterloo, ON N2L 2Y5, Canada
- ¹⁶ Department of Physics and Astronomy, University of Waterloo, 200 University Avenue West, Waterloo, ON N2L 3G1, Canada
- ¹⁷ Waterloo Centre for Astrophysics, University of Waterloo, Waterloo, ON N2L 3G1, Canada
- ¹⁸ Massachusetts Institute of Technology Haystack Observatory, 99 Millstone Road, Westford, MA 01886, USA
- ¹⁹ National Astronomical Observatory of Japan, 2-21-1 Osawa, Mitaka, Tokyo 181-8588, Japan
- ²⁰ Departament d'Astronomia i Astrofísica, Universitat de València, C. Dr. Moliner 50, E-46100 Burjassot, València, Spain
- ²¹ Department of Physics, Faculty of Science, Universiti Malaya, 50603 Kuala Lumpur, Malaysia
- ²² Department of Physics & Astronomy, The University of Texas at San Antonio, One UTSA Circle, San Antonio, TX 78249, USA
- ²³ Physics & Astronomy Department, Rice University, Houston, TX 77005-1827, USA
- ²⁴ Observatori Astronòmic, Universitat de València, C. Catedrático José Beltrán 2, E-46980 Paterna, València, Spain
- ²⁵ Department of Space, Earth and Environment, Chalmers University of Technology, Onsala Space Observatory, SE-43992 Onsala, Sweden
- ²⁶ Yale Center for Astronomy & Astrophysics, Yale University, 52 Hillhouse Avenue, New Haven, CT 06511, USA
- ²⁷ Department of Physics, University of Illinois, 1110 West Green Street, Urbana, IL 61801, USA
- ²⁸ Fermi National Accelerator Laboratory, MS209, P.O. Box 500, Batavia, IL 60510, USA
- ²⁹ Department of Astronomy and Astrophysics, University of Chicago, 5640 South Ellis Avenue, Chicago, IL 60637, USA
- ³⁰ East Asian Observatory, 660 N. A'ohoku Place, Hilo, HI 96720, USA
- ³¹ James Clerk Maxwell Telescope (JCMT), 660 N. A'ohoku Place, Hilo, HI 96720, USA
- ³² California Institute of Technology, 1200 East California Boulevard, Pasadena, CA 91125, USA
- ³³ Institute of Astronomy and Astrophysics, Academia Sinica, 645 N. A'ohoku Place, Hilo, HI 96720, USA
- ³⁴ Department of Physics and Astronomy, University of Hawaii at Manoa, 2505 Correa Road, Honolulu, HI 96822, USA
- ³⁵ Institut de Radioastronomie Millimétrique (IRAM), 300 Rue de la Piscine, F-38406 Saint Martin d'Hères, France
- ³⁶ Department of Astronomy, University of Massachusetts, Amherst, MA 01003, USA
- ³⁷ Instituto de Astronomia, Geofísica e Ciências Atmosféricas, Universidade de São Paulo, R. do Matão, 1226, São Paulo, SP 05508-090, Brazil
- ³⁸ Kavli Institute for Cosmological Physics, University of Chicago, 5640 South Ellis Avenue, Chicago, IL 60637, USA
- ³⁹ Department of Physics, University of Chicago, 5720 South Ellis Avenue, Chicago, IL 60637, USA
- ⁴⁰ Enrico Fermi Institute, University of Chicago, 5640 South Ellis Avenue, Chicago, IL 60637, USA
- ⁴¹ Princeton Gravity Initiative, Jadwin Hall, Princeton University, Princeton, NJ 08544, USA
- ⁴² Data Science Institute, University of Arizona, 1230 N. Cherry Ave., Tucson, AZ 85721, USA
- ⁴³ Program in Applied Mathematics, University of Arizona, 617 N. Santa Rita, Tucson, AZ 85721, USA
- ⁴⁴ Department of Physics, University of Maryland, 7901 Regents Drive, College Park, MD 20742, USA
- ⁴⁵ Cornell Center for Astrophysics and Planetary Science, Cornell University, Ithaca, NY 14853, USA
- ⁴⁶ Shanghai Astronomical Observatory, Chinese Academy of Sciences, 80 Nandan Road, Shanghai 200030, PR China
- ⁴⁷ Key Laboratory of Radio Astronomy and Technology, Chinese Academy of Sciences, A20 Datun Road, Chaoyang District, Beijing 100101, PR China
- ⁴⁸ Korea Astronomy and Space Science Institute, Daedeok-daero 776, Yuseong-gu, Daejeon 34055, Republic of Korea
- ⁴⁹ Department of Astronomy, Yonsei University, Yonsei-ro 50, Seodaemun-gu 03722, Seoul, Republic of Korea
- ⁵⁰ WattTime, 490 43rd Street, Unit 221, Oakland, CA 94609, USA
- ⁵¹ Department of Astronomy, University of Illinois at Urbana-Champaign, 1002 West Green Street, Urbana, IL 61801, USA

- ⁵² Instituto de Astronomía, Universidad Nacional Autónoma de México (UNAM), Apdo Postal 70-264, Ciudad de México, Mexico
- ⁵³ Institut für Theoretische Physik, Goethe-Universität Frankfurt, Max-von-Laue-Straße 1, D-60438 Frankfurt am Main, Germany
- ⁵⁴ Institute of Astrophysics, Central China Normal University, Wuhan 430079, PR China
- ⁵⁵ Department of Astrophysical Sciences, Peyton Hall, Princeton University, Princeton, NJ 08544, USA
- ⁵⁶ Dipartimento di Fisica “E. Pancini”, Università di Napoli “Federico II”, Compl. Univ. di Monte S. Angelo, Edificio G, Via Cinthia, I-80126 Napoli, Italy
- ⁵⁷ INFN Sez. di Napoli, Compl. Univ. di Monte S. Angelo, Edificio G, Via Cinthia, I-80126 Napoli, Italy
- ⁵⁸ Wits Centre for Astrophysics, University of the Witwatersrand, 1 Jan Smuts Avenue, Braamfontein, Johannesburg 2050, South Africa
- ⁵⁹ Department of Physics, University of Pretoria, Hatfield, Pretoria 0028, South Africa
- ⁶⁰ Centre for Radio Astronomy Techniques and Technologies, Department of Physics and Electronics, Rhodes University, Makhanda 6140, South Africa
- ⁶¹ LESIA, Observatoire de Paris, Université PSL, CNRS, Sorbonne Université, Université de Paris, 5 Place Jules Janssen, F-92195 Meudon, France
- ⁶² JILA and Department of Astrophysical and Planetary Sciences, University of Colorado, Boulder, CO 80309, USA
- ⁶³ Tsung-Dao Lee Institute, Shanghai Jiao Tong University, Shengrong Road 520, Shanghai 201210, PR China
- ⁶⁴ National Astronomical Observatories, Chinese Academy of Sciences, 20A Datun Road, Chaoyang District, Beijing 100101, PR China
- ⁶⁵ Las Cumbres Observatory, 6740 Cortona Drive, Suite 102, Goleta, CA 93117-5575, USA
- ⁶⁶ Department of Physics, University of California, Santa Barbara, CA 93106-9530, USA
- ⁶⁷ National Radio Astronomy Observatory, 520 Edgemont Road, Charlottesville, VA 22903, USA
- ⁶⁸ Department of Electrical Engineering and Computer Science, Massachusetts Institute of Technology, 32-D476, 77 Massachusetts Ave., Cambridge, MA 02142, USA
- ⁶⁹ Google Research, 355 Main St., Cambridge, MA 02142, USA
- ⁷⁰ Institut für Theoretische Physik und Astrophysik, Universität Würzburg, Emil-Fischer-Str. 31, D-97074 Würzburg, Germany
- ⁷¹ Department of History of Science, Harvard University, Cambridge, MA 02138, USA
- ⁷² Department of Physics, Harvard University, Cambridge, MA 02138, USA
- ⁷³ NCSA, University of Illinois, 1205 W. Clark St., Urbana, IL 61801, USA
- ⁷⁴ Dipartimento di Fisica, Università degli Studi di Cagliari, SP Monserrato-Sestu km 0.7, I-09042 Monserrato (CA), Italy
- ⁷⁵ INAF – Osservatorio Astronomico di Cagliari, Via della Scienza 5, I-09047 Selargius (CA), Italy
- ⁷⁶ INFN, sezione di Cagliari, I-09042 Monserrato (CA), Italy
- ⁷⁷ Institute for Mathematics and Interdisciplinary Center for Scientific Computing, Heidelberg University, Im Neuenheimer Feld 205, Heidelberg 69120, Germany
- ⁷⁸ Institut für Theoretische Physik, Universität Heidelberg, Philosophenweg 16, 69120 Heidelberg, Germany
- ⁷⁹ CP3-Origins, University of Southern Denmark, Campusvej 55, DK-5230 Odense, Denmark
- ⁸⁰ Instituto Nacional de Astrofísica, Óptica y Electrónica, Apartado Postal 51 y 216, 72000 Puebla Pue., Mexico
- ⁸¹ Consejo Nacional de Humanidades, Ciencia y Tecnología, Av. Insurgentes Sur 1582, 03940 Ciudad de México, Mexico
- ⁸² Key Laboratory for Research in Galaxies and Cosmology, Chinese Academy of Sciences, Shanghai 200030, PR China
- ⁸³ Graduate School of Science, Nagoya City University, Yamanohata 1, Mizuho-cho, Mizuho-ku, Nagoya 467-8501, Aichi, Japan
- ⁸⁴ Department of Physics, McGill University, 3600 Rue University, Montréal, QC H3A 2T8, Canada
- ⁸⁵ Trotter Space Institute at McGill, 3550 Rue University, Montréal, QC H3A 2A7, Canada
- ⁸⁶ NOVA Sub-mm Instrumentation Group, Kapteyn Astronomical Institute, University of Groningen, Landleven 12, 9747 AD Groningen, The Netherlands
- ⁸⁷ Department of Astronomy, School of Physics, Peking University, Beijing 100871, PR China
- ⁸⁸ Kavli Institute for Astronomy and Astrophysics, Peking University, Beijing 100871, PR China
- ⁸⁹ Department of Astronomical Science, The Graduate University for Advanced Studies (SOKENDAI), 2-21-1 Osawa, Mitaka, Tokyo 181-8588, Japan
- ⁹⁰ Department of Astronomy, Graduate School of Science, The University of Tokyo, 7-3-1 Hongo, Bunkyo-ku, Tokyo 113-0033, Japan
- ⁹¹ The Institute of Statistical Mathematics, 10-3 Midori-cho, Tachikawa, Tokyo 190-8562, Japan
- ⁹² Department of Statistical Science, The Graduate University for Advanced Studies (SOKENDAI), 10-3 Midori-cho, Tachikawa, Tokyo 190-8562, Japan
- ⁹³ Kavli Institute for the Physics and Mathematics of the Universe, The University of Tokyo, 5-1-5 Kashiwanoha, Kashiwa 277-8583, Japan
- ⁹⁴ Leiden Observatory, Leiden University, Postbus 2300, 9513 RA Leiden, The Netherlands
- ⁹⁵ ASTRAVEO LLC, PO Box 1668, Gloucester, MA 01931, USA
- ⁹⁶ Applied Materials Inc., 35 Dory Road, Gloucester, MA 01930, USA
- ⁹⁷ Institute for Astrophysical Research, Boston University, 725 Commonwealth Ave., Boston, MA 02215, USA
- ⁹⁸ University of Science and Technology, Gajeong-ro 217, Yuseong-gu, Daejeon 34113, Republic of Korea
- ⁹⁹ National Institute of Technology, Ichinoseki College, Takanashi, Hagisho, Ichinoseki, Iwate 021-8511, Japan
- ¹⁰⁰ Joint Institute for VLBI ERIC (JIVE), Oude Hoogeveensedijk 4, 7991 PD Dwingeloo, The Netherlands
- ¹⁰¹ CSIRO, Space and Astronomy, PO Box 76, Epping, NSW 1710, Australia
- ¹⁰² Department of Physics, Ulsan National Institute of Science and Technology (UNIST), Ulsan 44919, Republic of Korea
- ¹⁰³ Department of Physics, Korea Advanced Institute of Science and Technology (KAIST), 291 Daehak-ro, Yuseong-gu, Daejeon 34141, Republic of Korea
- ¹⁰⁴ Kogakuin University of Technology & Engineering, Academic Support Center, 2665-1 Nakano, Hachioji, Tokyo 192-0015, Japan
- ¹⁰⁵ Physics Department, National Sun Yat-Sen University, No. 70, Lien-Hai Road, Kaosiung City 80424, Taiwan, ROC
- ¹⁰⁶ Department of Astronomy, Kyungpook National University, 80 Daehak-ro, Buk-gu, Daegu 41566, Republic of Korea
- ¹⁰⁷ School of Astronomy and Space Science, Nanjing University, Nanjing 210023, PR China
- ¹⁰⁸ Key Laboratory of Modern Astronomy and Astrophysics, Nanjing University, Nanjing 210023, PR China
- ¹⁰⁹ INAF-Istituto di Radioastronomia, Via P. Gobetti 101, I-40129 Bologna, Italy
- ¹¹⁰ Common Crawl Foundation, 9663 Santa Monica Blvd. 425, Beverly Hills, CA 90210, USA
- ¹¹¹ Instituto de Física, Pontificia Universidad Católica de Valparaíso, Casilla 4059, Valparaíso, Chile
- ¹¹² INAF-Istituto di Radioastronomia & Italian ALMA Regional Centre, Via P. Gobetti 101, I-40129 Bologna, Italy
- ¹¹³ Department of Physics, National Taiwan University, No. 1, Sec. 4, Roosevelt Rd., Taipei 106216, Taiwan, ROC
- ¹¹⁴ Instituto de Radioastronomía y Astrofísica, Universidad Nacional Autónoma de México, Morelia 58089, Mexico
- ¹¹⁵ David Rockefeller Center for Latin American Studies, Harvard University, 1730 Cambridge Street, Cambridge, MA 02138, USA

- ¹¹⁶ Yunnan Observatories, Chinese Academy of Sciences, 650011 Kunming, Yunnan Province, PR China
- ¹¹⁷ Center for Astronomical Mega-Science, Chinese Academy of Sciences, 20A Datun Road, Chaoyang District, Beijing 100012, PR China
- ¹¹⁸ Key Laboratory for the Structure and Evolution of Celestial Objects, Chinese Academy of Sciences, 650011 Kunming, PR China
- ¹¹⁹ Anton Pannekoek Institute for Astronomy, University of Amsterdam, Science Park 904, 1098 XH Amsterdam, The Netherlands
- ¹²⁰ Gravitation and Astroparticle Physics Amsterdam (GRAPPA) Institute, University of Amsterdam, Science Park 904, 1098 XH Amsterdam, The Netherlands
- ¹²¹ Center for Gravitation, Cosmology and Astrophysics, Department of Physics, University of Wisconsin–Milwaukee, P.O. Box 413, Milwaukee, WI 53201, USA
- ¹²² School of Physics and Astronomy, Shanghai Jiao Tong University, 800 Dongchuan Road, Shanghai 200240, PR China
- ¹²³ SCOPIA Research Group, University of the Balearic Islands, Dept. of Mathematics and Computer Science, Ctra. Valldemossa, Km 7.5, Palma 07122, Spain
- ¹²⁴ Artificial Intelligence Research Institute of the Balearic Islands (IAIB), Palma 07122, Spain
- ¹²⁵ Institut de Radioastronomie Millimétrique (IRAM), Avenida Divina Pastora 7, Local 20, E-18012 Granada, Spain
- ¹²⁶ National Institute of Technology, Hachinohe College, 16-1 Uwanotai, Tamonoki, Hachinohe City, Aomori 039-1192, Japan
- ¹²⁷ Research Center for Astronomy, Academy of Athens, Soranou Efessiou 4, 115 27 Athens, Greece
- ¹²⁸ Department of Physics, Villanova University, 800 Lancaster Avenue, Villanova, PA 19085, USA
- ¹²⁹ Physics Department, Washington University, CB 1105, St. Louis, MO 63130, USA
- ¹³⁰ Departamento de Matemática da Universidade de Aveiro and Centre for Research and Development in Mathematics and Applications (CIDMA), Campus de Santiago, 3810-193 Aveiro, Portugal
- ¹³¹ School of Physics, Georgia Institute of Technology, 837 State St NW, Atlanta, GA 30332, USA
- ¹³² Dunlap Institute for Astronomy and Astrophysics, University of Toronto, 50 St. George Street, Toronto, ON M5S 3H4, Canada
- ¹³³ Canadian Institute for Advanced Research, 180 Dundas St West, Toronto, ON M5G 1Z8, Canada
- ¹³⁴ Dipartimento di Fisica, Università di Trieste, I-34127 Trieste, Italy
- ¹³⁵ INFN Sez. di Trieste, I-34127 Trieste, Italy
- ¹³⁶ Department of Physics, National Taiwan Normal University, No. 88, Sec. 4, Tingzhou Rd., Taipei 116, Taiwan, ROC
- ¹³⁷ Center of Astronomy and Gravitation, National Taiwan Normal University, No. 88, Sec. 4, Tingzhou Road, Taipei 116, Taiwan, ROC
- ¹³⁸ Finnish Centre for Astronomy with ESO, University of Turku, FI-20014 Turun Yliopisto, Finland
- ¹³⁹ Aalto University Metsähovi Radio Observatory, Metsähovintie 114, FI-02540 Kylmäla, Finland
- ¹⁴⁰ Gemini Observatory/NSF NOIRLab, 670 N. A'ohōkū Place, Hilo, HI 96720, USA
- ¹⁴¹ Julius-Maximilians-Universität Würzburg, Fakultät für Physik und Astronomie, Institut für Theoretische Physik und Astrophysik, Lehrstuhl für Astronomie, Emil-Fischer-Str. 31, D-97074 Würzburg, Germany
- ¹⁴² Department of Physics, University of Toronto, 60 St. George Street, Toronto, ON M5S 1A7, Canada
- ¹⁴³ Department of Physics, Tokyo Institute of Technology, 2-12-1 Ookayama, Meguro-ku, Tokyo 152-8551, Japan
- ¹⁴⁴ Hiroshima Astrophysical Science Center, Hiroshima University, 1-3-1 Kagamiyama, Higashi-Hiroshima, Hiroshima 739-8526, Japan
- ¹⁴⁵ Aalto University Department of Electronics and Nanoengineering, PL 15500, FI-00076 Aalto, Finland
- ¹⁴⁶ Jeremiah Horrocks Institute, University of Central Lancashire, Preston PR1 2HE, UK
- ¹⁴⁷ National Biomedical Imaging Center, Peking University, Beijing 100871, PR China
- ¹⁴⁸ College of Future Technology, Peking University, Beijing 100871, PR China
- ¹⁴⁹ Tokyo Electron Technology Solutions Limited, 52 Matsunagane, Iwayado, Esashi, Oshu, Iwate 023-1101, Japan
- ¹⁵⁰ Department of Physics and Astronomy, University of Lethbridge, Lethbridge, Alberta T1K 3M4, Canada
- ¹⁵¹ Netherlands Organisation for Scientific Research (NWO), Postbus 93138, 2509 AC Den Haag, The Netherlands
- ¹⁵² Frontier Research Institute for Interdisciplinary Sciences, Tohoku University, Sendai 980-8578, Japan
- ¹⁵³ Astronomical Institute, Tohoku University, Sendai 980-8578, Japan
- ¹⁵⁴ Department of Physics and Astronomy, Seoul National University, Gwanak-gu, Seoul 08826, Republic of Korea
- ¹⁵⁵ SNU Astronomy Research Center, Seoul National University, Gwanak-gu, Seoul 08826, Republic of Korea
- ¹⁵⁶ ASTRON, Oude Hoogeveensedijk 4, 7991 PD Dwingeloo, The Netherlands
- ¹⁵⁷ University of New Mexico, Department of Physics and Astronomy, Albuquerque, NM 87131, USA
- ¹⁵⁸ Centre for Mathematical Plasma Astrophysics, Department of Mathematics, KU Leuven, Celestijnenlaan 200B, B-3001 Leuven, Belgium
- ¹⁵⁹ Physics Department, Brandeis University, 415 South Street, Waltham, MA 02453, USA
- ¹⁶⁰ Tuorla Observatory, Department of Physics and Astronomy, University of Turku, FI-20014 Turun Yliopisto, Finland
- ¹⁶¹ Excellence Fellow at Radboud University, Nijmegen, The Netherlands
- ¹⁶² School of Natural Sciences, Institute for Advanced Study, 1 Einstein Drive, Princeton, NJ 08540, USA
- ¹⁶³ School of Physics, Huazhong University of Science and Technology, Wuhan, Hubei 430074, PR China
- ¹⁶⁴ Mullard Space Science Laboratory, University College London, Holmbury St. Mary, Dorking, Surrey RH5 6NT, UK
- ¹⁶⁵ Center for Astronomy and Astrophysics and Department of Physics, Fudan University, Shanghai 200438, PR China
- ¹⁶⁶ Astronomy Department, University of Science and Technology of China, Hefei 230026, PR China
- ¹⁶⁷ Department of Physics and Astronomy, Michigan State University, 567 Wilson Rd, East Lansing, MI 48824, USA
- ¹⁶⁸ Key Laboratory of Radio Astronomy and Technology, Shanghai Astronomical Observatory, CAS, 80 Nandan Road, Shanghai 200030, PR China
- ¹⁶⁹ Signal Processing Research Centre, Tampere University, FI-33720 Tampere, Finland

Appendix A: Acknowledgements

The Event Horizon Telescope Collaboration thanks the following organizations and programs: the Academia Sinica; the Research Council of Finland (project 362572); the Agencia Nacional de Investigación y Desarrollo (ANID), Chile via NCN19_058 (TITANs), Fondecyt 1221421 and BASAL FB210003; the Alexander von Humboldt Stiftung (including the Feodor Lynen Fellowship); an Alfred P. Sloan Research Fellowship; Allegro, the European ALMA Regional Centre node in the Netherlands, the NL astronomy research network NOVA and the astronomy institutes of the University of Amsterdam, Leiden University, and Radboud University; the ALMA North America Development Fund; the Astrophysics and High Energy Physics programme by MCIN (with funding from European Union NextGenerationEU, PRTR-C1711); the Black Hole Initiative, which is funded by grants from the John Templeton Foundation (60477, 61497, 62286) and the Gordon and Betty Moore Foundation (Grants GBMF-8273, GBMF12987) – although the opinions expressed in this work are those of the authors and do not necessarily reflect the views of these Foundations; the Brinson Foundation; the Canada Research Chairs (CRC) program; Chandra DD7-18089X and TM6-17006X; the China Scholarship Council; the China Postdoctoral Science Foundation fellowships (2020M671266, 2022M712084); ANID through Fondecyt Postdoctorado (project 3250762); Conicyt through Fondecyt Postdoctorado (project 3220195); Consejo Nacional de Humanidades, Ciencia y Tecnología (CONAHCYT, Mexico, projects U0004-246083, U0004-259839, F0003-272050, M0037-279006, F0003-281692, 104497, 275201, 263356, CBF2023-2024-1102, 257435); the Colfuturo Scholarship; the Consejo Superior de Investigaciones Científicas (grant 2019AEP112); the Delaney Family via the Delaney Family John A. Wheeler Chair at Perimeter Institute; Dirección General de Asuntos del Personal Académico-Universidad Nacional Autónoma de México (DGAPA-UNAM, projects IN112820 and IN108324); the Dutch Research Council (NWO) for the VICI award (grant 639.043.513), the grant OCENW.KLEIN.113, and the Dutch Black Hole Consortium (with project No. NWA 1292.19.202) of the research programme the National Science Agenda; the Dutch National Supercomputers, Cartesius and Snellius (NWO grant 2021.013); the EACOA Fellowship awarded by the East Asia Core Observatories Association, which consists of the Academia Sinica Institute of Astronomy and Astrophysics, the National Astronomical Observatory of Japan, Center for Astronomical Mega-Science, Chinese Academy of Sciences, and the Korea Astronomy and Space Science Institute; the European Research Council (ERC) Synergy Grant “Black-HoleCam: Imaging the Event Horizon of Black Holes” (grant 610058) and Synergy Grant “BlackHolistic: Colour Movies of Black Holes: Understanding Black Hole Astrophysics from the Event Horizon to Galactic Scales” (grant 10107164); the European Union Horizon 2020 research and innovation programme under grant agreements BlackHolistic (No. 101071643), RadioNet (No. 730562), M2FINDERS (No. 101018682); the European Research Council for advanced grant “JETSET: Launching, propagation and emission of relativistic jets from binary mergers and across mass scales” (grant No. 884631); the European Horizon Europe staff exchange (SE) programme HORIZON-MSCA-2021-SE-01 grant NewFunFiCO (No. 10108625); the Horizon ERC Grants 2021 programme under grant agreement No. 101040021; the FAPESP (Fundação de Amparo à Pesquisa do Estado de São Paulo) under grant 2021/01183-8; the Fondes de Recherche Nature et Technologies (FRQNT); the Fondo CAS-ANID folio CAS220010; the Generalitat Valenciana (grants APOSTD/2018/177 and ASFAE/2022/018) and GenT Program (project CIDEGENT/2018/021); the Gordon and Betty Moore Foundation (GBMF-3561, GBMF-5278, GBMF-10423); the Institute for Advanced Study; the ICSC – Centro Nazionale di Ricerca in High Performance Computing, Big Data and Quantum Computing, funded by European Union – NextGenerationEU; the Istituto Nazionale di Fisica Nucleare (INFN) sezione di Napoli, iniziative specifiche TEONGRAV; the International Max Planck Research School for Astronomy and Astrophysics at the Universities of Bonn and Cologne; the Italian Ministry of University and Research (MUR)–Project CUP F53D23001260001, funded by the European Union – NextGenerationEU; Deutsche Forschungsgemeinschaft (DFG, German Research Foundation) as part of the DFG Research Unit FOR5195 — project number 443220636; Joint Columbia/Flatiron Postdoctoral Fellowship (research at the Flatiron Institute is supported by the Simons Foundation); the Japan Ministry of Education, Culture, Sports, Science and Technology (MEXT; grant JPMXP1020200109); the Japan Society for the Promotion of Science (JSPS) Grant-in-Aid for JSPS Research Fellowship (JP17J08829); the Joint Institute for Computational Fundamental Science, Japan; the Key Research Program of Frontier Sciences, Chinese Academy of Sciences (CAS, grants QYZDJ-SSW-SLH057, QYZDJSSW-SYS008, ZDBS-LY-SLH011); the Leverhulme Trust Early Career Research Fellowship; the Max-Planck-Gesellschaft (MPG); the Max Planck Partner Group of theG and the CAS; the MEXT/JSPSI (grants 18KK0090, JP21H0 JP18H03721, JP18K13594, 18K03709, JP19K14761, 18H01245, 25120007, 19H01943, 21H01137, 21H04488, 22H00157, 23K03453); the MICINN Research Projects PID2019-108995GB-C22, PID2022-140888NB-C22; the MIT International Science and Technology Initiatives (MISTI) Funds; the Ministry of Science

and Technology (MOST) of Taiwan (103-2119-M-001-010-MY2, 105-2112-M-001-025-MY3, 105-2119-M-001-042, 106-2112-M-001-011, 106-2119-M-001-013, 106-2119-M-001-027, 106-2923-M-001-005, 107-2119-M-001-017, 107-2119-M-001-020, 107-2119-M-001-041, 107-2119-M-110-005, 107-2923-M-001-009, 108-2112-M-001-048, 108-2112-M-001-051, 108-2923-M-001-002, 109-2112-M-001-025, 109-2124-M-001-005, 109-2923-M-001-001, 110-2112-M-001-033, 110-2124-M-001-007 and 110-2923-M-001-001); the National Science and Technology Council (NSTC) of Taiwan (111-2124-M-001-005, 112-2124-M-001-014, 112-2112-M-003-010-MY3, and 113-2124-M-001-008); the Ministry of Education (MoE) of Taiwan Yushan Young Scholar Program; the Physics Division, National Center for Theoretical Sciences of Taiwan; the National Aeronautics and Space Administration (NASA, Fermi Guest Investigator grant 80NSSC23K1508, NASA Astrophysics Theory Program grant 80NSSC20K0527, NASA NuSTAR award 80NSSC20K0645); NASA Hubble Fellowship Program Einstein Fellowship; NASA Hubble Fellowship grants HST-HF2-51431.001-A, HST-HF2-51482.001-A, HST-HF2-51539.001-A, HST-HF2-51552.001A awarded by the Space Telescope Science Institute, which is operated by the Association of Universities for Research in Astronomy, Inc., for NASA, under contract NAS5-26555; the National Institute of Natural Sciences (NINS) of Japan; the National Key Research and Development Program of China (grant 2016YFA0400704, 2017YFA0402703, 2016YFA0400702); the National Science and Technology Council (NSTC, grants NSTC 111-2112-M-001-041, NSTC 111-2124-M-001-005, NSTC 112-2124-M-001-014); the US National Science Foundation (NSF, grants AST-0906454, AST-0352953, AST-0521233, AST-0705062, AST-0905844, AST-0922984, AST-1126433, OIA-1126433, AST-1140030, DGE-1144085, AST-1207704, AST-1207730, AST-1207752, MRI-1228509, OPP-1248097, AST-1310896, AST-1440254, AST-1555365, AST-1614868, AST-1615796, AST-1715061, AST-1716327, AST-1726637, OISE-1743747, AST-1743747, AST-1816420, AST-1935980, AST-1952099, AST-2034306, AST-2205908, AST-2307887, AST-2407810, AST-2535855); NSF Astronomy and Astrophysics Postdoctoral Fellowship (AST-1903847); the Natural Science Foundation of China (grants 11650110427, 10625314, 11721303, 11725312, 11873028, 11933007, 11991052, 12192220, 12192223, 12273022, 12325302, 12303021); the Natural Sciences and Engineering Research Council of Canada (NSERC); the National Research Foundation of Korea (the Global PhD Fellowship Grant; grants NRF-2015H1A2A1033752; the Korea Research Fellowship Program; NRF-2015H1D3A1066561; Brain Pool Program; RS-2024-00407499; Basic Research Support Grant 2019R1F1A1059721, 2021R1A6A3A01086420, 2022R1C1C1005255, RS-2022-NR071771, RS-2025-16067786); the POSCO Science Fellowship of the POSCO TJ Park Foundation; NOIRLab, which is managed by the Association of Universities for Research in Astronomy (AURA) under a cooperative agreement with the National Science Foundation; the A.G. Leventis Foundation; Onsala Space Observatory (OSO) national infrastructure, for the provisioning of its facilities/observational support (OSO receives funding through the Swedish Research Council under grant 2017-00648); the Perimeter Institute for Theoretical Physics (research at Perimeter Institute is supported by the Government of Canada through the Department of Innovation, Science and Economic Development and by the Province of Ontario through the Ministry of Research, Innovation and Science); the Portuguese Foundation for Science and Technology (FCT) grants (Individual CEEC program – 5th edition, CIDMA through the FCT Multi-Annual Financing Program for R&D Units UID/04106, CERN/FIS-PAR/0024/2021, 2022.04560.PTDC); the Princeton Gravity Initiative; the Spanish Ministerio de Ciencia, Innovación y Universidades (grants PID2022-140888NB-C21, PID2022-140888NB-C22, PID2023-147883NB-C21, RYC2023-042988-I); the Severo Ochoa grant CEX2021-001131-S funded by MICIU/AEI/10.13039/501100011033; The European Union’s Horizon Europe research and innovation program under grant agreement No. 101093934 (RADIOBLOCKS); The European Union “NextGenerationEU”, the Recovery, Transformation and Resilience Plan, the CUII of the Andalusian Regional Government and the Spanish CSIC through grant AST22_00001_Subproject_10; “la Caixa” Foundation (ID 100010434) through fellowship codes LCF/BQ/DI22/11940027 and LCF/BQ/DI22/11940030; the University of Pretoria for financial aid in the provision of the new Cluster Server nodes and SuperMicro (USA) for a SEEDING GRANT approved toward these nodes in 2020; the Shanghai Municipality orientation program of basic research for international scientists (grant no. 22JC1410600); the Shanghai Pilot Program for Basic Research, Chinese Academy of Science, Shanghai Branch (JCYJ-SHFY-2021-013); the Simons Foundation (grant 00001470); the Spanish Ministry for Science and Innovation grant CEX2021-001131-S funded by MCIN/AEI/10.13039/501100011033; the Spinoza Prize SPI 78-409; the South African Research Chairs Initiative, through the South African Radio Astronomy Observatory (SARAO, grant ID 77948), which is a facility of the National Research Foundation (NRF), an agency of the Department of Science and Innovation (DSI) of South Africa; the Swedish Research Council (VR); the Taplin Fellowship; the Toray Science Foundation; the UK Science and Technology Facilities Council (grant no. ST/X508329/1); the US Department of Energy (USDOE) through the Los Alamos National Laboratory (operated by Triad

National Security, LLC, for the National Nuclear Security Administration of the USDOE, contract 89233218CNA000001); and the YCAA Prize Postdoctoral Fellowship. This work was also supported by the National Research Foundation of Korea (NRF) grant funded by the Korea government(MSIT) (RS-2024-00449206). We acknowledge support from the Coordenação de Aperfeiçoamento de Pessoal de Nível Superior (CAPES) of Brazil through PROEX grant number 88887.845378/2023-00. We acknowledge financial support from Millennium Nucleus NCN23_002 (TITANs) and Comité Mixto ESO-Chile. This work was supported by the National Research Foundation of Korea (NRF) grant funded by the Korea government (MSIT; RS-2025-02214038). This research was supported by Global-Learning & Academic research institution for Master's - PhD students, and Postdocs(G-LAMP) Program of the National Research Foundation of Korea(NRF) grant funded by the Ministry of Education(RS-2025-25442355). We thank the staff at the participating observatories, correlation centers, and institutions for their enthusiastic support. This paper makes use of the following ALMA data: ADS/JAO.ALMA#2017.1.00841.V and ADS/JAO.ALMA#2019.1.01797.V. ALMA is a partnership of the European Southern Observatory (ESO; Europe, representing its member states), NSF, and National Institutes of Natural Sciences of Japan, together with National Research Council (Canada), Ministry of Science and Technology (MOST; Taiwan), Academia Sinica Institute of Astronomy and Astrophysics (ASIAA; Taiwan), and Korea Astronomy and Space Science Institute (KASI; Republic of Korea), in cooperation with the Republic of Chile. The Joint ALMA Observatory is operated by ESO, Associated Universities, Inc. (AUI)/NRAO, and the National Astronomical Observatory of Japan (NAOJ). The NRAO is a facility of the NSF operated under cooperative agreement by AUI. This research used resources of the Oak Ridge Leadership Computing Facility at the Oak Ridge National Laboratory, which is supported by the Office of Science of the U.S. Department of Energy under contract No. DE-AC05-00OR22725; the ASTROVIVES FEDER infrastructure, with project code IDIFEDER-2021-086; the computing cluster of Shanghai VLBI correlator supported by the Special Fund for Astronomy from the Ministry of Finance in China; We also thank the Center for Computational Astrophysics, National Astronomical Observatory of Japan. This work was supported by FAPESP (Fundacao de Amparo a Pesquisa do Estado de Sao Paulo) under grant 2021/01183-8. APEX is a collaboration between the Max-Planck-Institut für Radioastronomie (Germany), ESO, and the Onsala Space Observatory (Sweden). The SMA is a joint project between the SAO and ASIAA and is funded by the Smithsonian Institution and the Academia Sinica. The JCMT is operated by the East Asian Observatory on behalf of the NAOJ, ASIAA, and KASI, as well as the Ministry of Finance of China, Chinese Academy of Sciences, and the National Key Research and Development Program (No. 2017YFA0402700) of China and Natural Science Foundation of China grant 11873028. Additional funding support for the JCMT is provided by the Science and Technologies Facility Council (UK) and participating universities in the UK and Canada. The LMT is a project operated by the Instituto Nacional de Astrófisica, Óptica, y Electrónica (Mexico) and the University of Massachusetts at Amherst (USA). The IRAM 30m telescope on Pico Veleta, Spain and the NOEMA interferometer on Plateau de Bure, France are operated by IRAM and supported by CNRS (Centre National de la Recherche Scientifique, France), MPG (Max-Planck-Gesellschaft, Germany), and IGN (Instituto Geográfico Nacional, Spain). The SMT is operated by the Arizona Radio Observatory, a part of the Steward Observatory of the University of Arizona, with financial support of operations from the State of Arizona and financial support for instrumentation development from the NSF. Support for SPT participation in the EHT is provided by the National Science Foundation through award OPP-1852617 to the University of Chicago. Partial support is also provided by the Kavli Institute of Cosmological Physics at the University of Chicago. The SPT hydrogen maser was provided on loan from the GLT, courtesy of ASIAA. This work used the Extreme Science and Engineering Discovery Environment (XSEDE), supported by NSF grant ACI-1548562, and CyVerse, supported by NSF grants DBI-0735191, DBI-1265383, and DBI-1743442. XSEDE Stampede2 resource at TACC was allocated through TG-AST170024 and TG-AST080026N. XSEDE JetStream resource at PTI and TACC was allocated through AST170028. This research is part of the Frontera computing project at the Texas Advanced Computing Center through the Frontera Large-Scale Community Partnerships allocation AST20023. Frontera is made possible by National Science Foundation award OAC-1818253. This research was done using services provided by the OSG Consortium (Pordes et al. 2007; Sfiligoi et al. 2009), which is supported by the National Science Foundation award Nos. 2030508 and 1836650. Additional work used ABACUS2.0, which is part of the eScience center at Southern Denmark University, and the Kultrun Astronomy Hybrid Cluster (projects Conicyt Programa de Astronomia Fondo Quimal QUIMAL170001, Conicyt PIA ACT172033, Fondecyt Iniciacion 11170268, Quimal 220002). Simulations were also performed on the SuperMUC cluster at the LRZ in Garching, on the LOEWE cluster in CSC in Frankfurt, on the HazelHen cluster at the HLRS in Stuttgart, and on the Pi2.0 and Siyuan Mark-I at Shanghai Jiao Tong University. The computer resources of the Finnish IT Center for Science

(CSC) and the Finnish Computing Competence Infrastructure (FCCI) project are acknowledged. This research was enabled in part by support provided by Compute Ontario (<http://computeontario.ca>), Calcul Quebec (<http://www.calculquebec.ca>), and the Digital Research Alliance of Canada (<https://alliancecan.ca/en>).

The EHTC has received generous donations of FPGA chips from Xilinx Inc., under the Xilinx University Program. The EHTC has benefited from technology shared under open-source license by the Collaboration for Astronomy Signal Processing and Electronics Research (CASPER). The EHT project is grateful to T4Science and Microsemi for their assistance with hydrogen masers. This research has made use of NASA's Astrophysics Data System. We gratefully acknowledge the support provided by the extended staff of the ALMA, from the inception of the ALMA Phasing Project through the observational campaigns of 2017 and 2018. We would like to thank A. Deller and W. Bricken for EHT-specific support with the use of DiFX. We thank Martin Shepherd for the addition of extra features in the Difmap software that were used for the CLEAN imaging results presented in this paper. We acknowledge the significance that Maunakea, where the SMA and JCMT EHT stations are located, has for the indigenous Hawaiian people.

Appendix B: Polarization

When the instrument contains effects related to instrumental polarization (also known as polarization leakage), the Stokes I closure phases no longer probe the source brightness distribution directly. Here, we show that the method of expanding closure quantities at large scales can be similarly performed for a polarization-weighted centroid.

Each station in an interferometric array produces two measurements of the electric field, one for each polarization basis. For circularly polarized feeds, the correlations (i.e., visibilities) between the different polarization channels for each baseline can be arranged within a coherency matrix,

$$\mathbf{V}_{AB} = \begin{pmatrix} RR_{AB} & RL_{AB} \\ LR_{AB} & LL_{AB} \end{pmatrix}, \quad (\text{B.1})$$

where R and L represent the right- and left-handed polarizations, respectively. Using the radio interferometer measurement equation (Hamaker et al. 1996; Smirnov 2011), the elements of the coherency matrix can be identified with combinations of the Fourier transforms of the brightness distribution of the Stokes I , Q , U , and V quantities,

$$\mathbf{V}_{AB} = \begin{pmatrix} \tilde{I}_{AB} + \tilde{V}_{AB} & \tilde{Q}_{AB} + i\tilde{U}_{AB} \\ \tilde{Q}_{AB} - i\tilde{U}_{AB} & \tilde{I}_{AB} - \tilde{V}_{AB} \end{pmatrix}, \quad (\text{B.2})$$

where the Fourier Stokes quantities have a similar definition as in Equation 1. Station-based corruptions enter as

$$\mathbf{V}_{AB,\text{observed}} = \mathbf{J}_A \mathbf{V}_{AB} \mathbf{J}_B^*, \quad (\text{B.3})$$

where \mathbf{J} contain information about generic antenna-based instrumental and atmospheric effects (e.g., gains and polarization leakage). The corresponding polarimetric closure phase is³

$$\hat{\psi}_{ABC} = \frac{1}{2} \text{Arg} \left(\left\| \mathbf{V}_{AB} \mathbf{V}_{CB}^{-1} \mathbf{V}_{CA} \mathbf{V}_{BA}^{-1} \mathbf{V}_{BC} \mathbf{V}_{AC}^{-1} \right\| \right) \quad (\text{B.4})$$

$$= \text{Arg} \left(\left\| \mathbf{V}_{AB} \mathbf{V}_{BC} \mathbf{V}_{CA} \right\| \right), \quad (\text{B.5})$$

which is just a closure phase of the quantity $\tilde{I}^2 - \tilde{Q}^2 - \tilde{U}^2 - \tilde{V}^2$. Performing the expansion in nearly co-located stations, we have

$$\hat{\psi}_{AA'B} \approx -4\pi \mathbf{u}_{AA'} \cdot \frac{\sum_s \mathbf{C}_s \hat{\mathcal{F}}_s^2}{\sum_s \hat{\mathcal{F}}_s^2}, \quad (\text{B.6})$$

³ When comparing with Stokes I closure phases, there is a sign degeneracy when taking the square root. For short-baseline comparison in this work, it suffices to divide $\hat{\psi}$ by 2, but other triangles may need a shift of 180°.

where s sums over the four Stokes quantities, \mathbf{C}_s are the centroids of the Stokes quantities, and $\hat{\mathcal{F}}^2 = \{\mathcal{F}_I^2, -\mathcal{F}_Q^2, -\mathcal{F}_U^2, -\mathcal{F}_V^2\}$ are related to the square of their total fluxes. Evidently, the large-scale closure quantities are proportional to a polarization de-weighted centroid. For M87*, the polarization fraction is a few percent, and thus the centroid would be negligibly changed. Similarly, the Stokes V flux is a few percent of the Stokes I flux, thus the difference between using RR , LL , or Stokes I closure phases is also negligible, unless significant polarization leakage is present.

The other three-station polarized closure quantity can be expressed as the magnitude of the trace,

$$|\mathcal{T}_{ABC}| = \frac{1}{2} \left| \text{Tr} \left(\mathbf{V}_{AB} \mathbf{V}_{CB}^{-1} \mathbf{V}_{CA} \mathbf{V}_{BA}^{-1} \mathbf{V}_{BC} \mathbf{V}_{AC}^{-1} \right) \right|, \quad (\text{B.7})$$

and is equal to 1 when the source is unpolarized. For nearly co-located stations,

$$|\mathcal{T}_{AA'B}| \approx 1 + 4\pi^2 \frac{\sum_{s,t} [\mathbf{u}_{AA'} \cdot (\mathbf{C}_s - \mathbf{C}_t)]^2 \hat{\mathcal{F}}_s^2 \hat{\mathcal{F}}_t^2}{(\sum_s \hat{\mathcal{F}}_s^2)^2}, \quad (\text{B.8})$$

and contains information about the distance between the centroids of the Stokes quantities. A constant polarization fraction and angle results in this trace having a magnitude of 1. To be non-unity, there must be a gradient of polarization relative to the Stokes I emission.

Appendix C: Higher-order expansions

C.1. Third-order fits

The closure phases are anti-symmetric in \mathbf{u} and thus contain only odd powers in their expansion. Expanding the derivation of the trivial closure phases in Section 2 to third-order yields

$$\begin{aligned} \psi_{AA'B} &\approx -2\pi \mathbf{u}_{AA'} \cdot \mathbf{C} + \frac{(2\pi)^3}{3!} \left[\frac{\iint (\mathbf{u}_{AA'} \cdot \mathbf{x})^3 I(\mathbf{x}) d^2\mathbf{x}}{\mathcal{F}} \right. \\ &\quad \left. + 2(\mathbf{u}_{AA'} \cdot \mathbf{C})^3 - 3(\mathbf{u}_{AA'} \cdot \mathbf{C}) \frac{\iint (\mathbf{u}_{AA'} \cdot \mathbf{x})^2 I(\mathbf{x}) d^2\mathbf{x}}{\mathcal{F}} \right] \\ &= -2\pi \mathbf{u}_{AA'} \cdot \mathbf{C} + 2\pi \psi_{ijk}^{(3)} u_{AA',i} u_{AA',j} u_{AA',k}. \end{aligned} \quad (\text{C.1})$$

Thus, the closure phases for triangles with short baselines probe some combination of both even and odd image moments.

Figure C.1 shows the fits including a third-order component in baseline length. Since the Kitt Peak-SMT baselines have a significant East-West component, they can break the degeneracy in the mainly North-South first-order fits and narrow the centroid localization. Despite not having the high signal-to-noise ratio of the ALMA-APEX triangles, the much narrower (orange) bands stem from the longer Kitt Peak-SMT baseline length. When the additional information from the triangles involving ALMA-APEX and JCMT-SMA are added, we can tightly constrain the centroid location and modestly constrain some combination of the second- and third-order moments of the image. With further source assumptions, these could be tied to a measurement of the limb-brightening or a radial emission profile of the jet.

However, the fits do not necessarily cover the truth, particularly for the joint $\psi_{xxx} - \psi_{xyy}$ components. This is primarily due to the emergence of a fifth-order component we identified with Figure 2. Although in the synthetic dataset used here, closure

phases on Kitt Peak-SMT triangles happened be dominated by the large-scale signal, M87* could have both more large-scale and more small-scale structures. Thus, interpretation of higher-order moments is more model-dependent than measuring a centroid, and will require a-priori knowledge of whether the Kitt Peak-SMT baselines are dominated by the diffuse jet or the compact source. Getting a statistically good fit to Kitt Peak-SMT triangles in M87* 2021 data requires much higher orders to the point that image moments are entirely unconstrained.

C.2. Second order expansion

The expansions of the closure phases constrain some combination of the image moments, but it is not possible to disentangle each image moment with the information stored only in the closure phases. Although the closure amplitudes can be expanded the same way, they do not as straightforwardly map to large-scale image moments. This primarily happens because it is not possible to amplitude-reference to multiple long baselines similar to how we simultaneously phase-referenced to all long baselines before.

Instead, we can expand the visibility amplitudes directly and write

$$\begin{aligned} |\tilde{I}_{AA',\text{observed}}| &= |g_A| |g_{A'}| |\tilde{I}_{AA'}| \\ &\approx \mathcal{F} |g_A| |g_{A'}| \left[1 + 2\pi^2 (\mathbf{u}_{AA'} \cdot \mathbf{C})^2 - \iint (\mathbf{u}_{AA'} \cdot \mathbf{x})^2 I d^2\mathbf{x} \right] \end{aligned} \quad (\text{C.2})$$

Thus the visibility amplitudes contain the missing information necessary to convert the closure phase fits directly to image moments. However, we have now introduced an unmodelled term in the form of the gain amplitudes.

Figure C.2 shows a plot similar to Figure 2, but for the visibility amplitudes. The contours show where the second order expansion from Equation C.2 matches the input amplitudes to within 0.2 Jy. This cutoff is meant to mimic the maximum possible effect of the gain amplitudes. The expansion only works for the innermost Kitt Peak-SMT baselines, and for the points furthest from zero, the expansion almost reaches 0 Jy. An expansion in the logarithm of the amplitudes fares no better.

Fundamentally, this is because the amplitudes flatten with respect to \mathbf{u} around 0.1 Gλ as they begin to have a significant component from the compact source. Higher-order expansions or an extra error term as in the third-order case are possible, but rapidly give diminishing returns. However, it seems that the location where the amplitudes reach the value of the compact flux and flatten is a good indicator of where the third-order closure phase expansion is expected to hold.

Appendix D: Fitting details

Equation 10, Equation C.1, and Equation C.2 are all linear models of the form

$$\psi = A(\mathbf{u}) \cdot \mathbf{x} \quad (\text{D.1})$$

where \mathbf{x} depends on the centroid position offset and higher image moments, while the matrix A contains the information about the baselines. As such, we can fit the model analytically. Let Ω be a diagonal matrix of the closure phase variances. The best fit values are given by

$$\mathbf{x} = (A^T \Omega^{-1} A)^{-1} A^T \Omega^{-1} \psi \quad (\text{D.2})$$

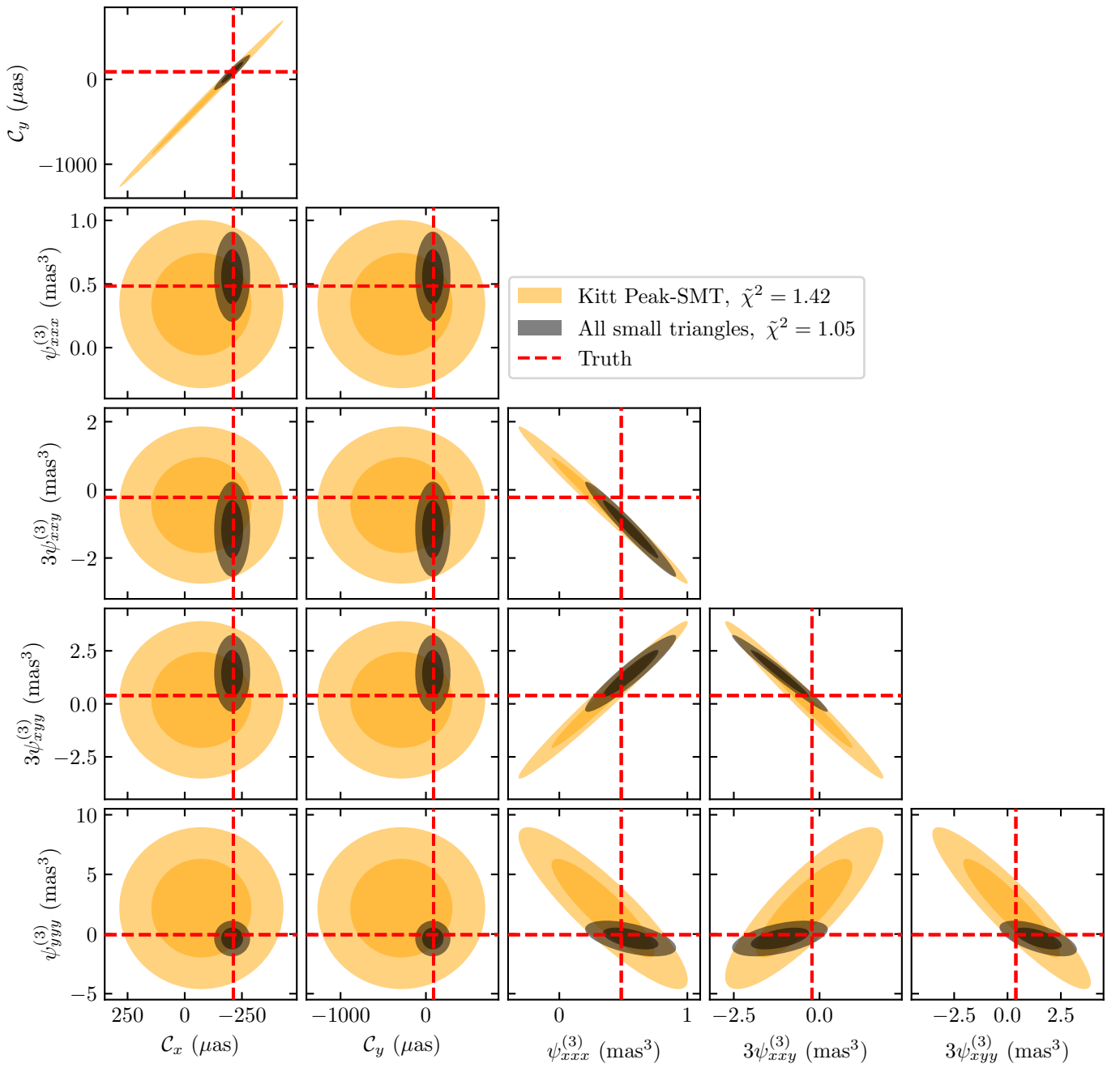


Fig. C.1. Two-dimensional 68% and 95% confidence regions of the third-order fits to the synthetic data set closure phases. Orange regions correspond to including only triangles with Kitt Peak-SMT and black regions include ALMA-APEX and JCMT-SMA triangles as well. Dashed red lines show the truth values measured with Equation C.1. The truths are not recovered for all parameter combinations.

with a covariance of

$$\Sigma = (A^T \Omega^{-1} A)^{-1} \quad (\text{D.3})$$

and a reduced chi-squared statistic of

$$\tilde{\chi}^2 = \frac{1}{N} (\boldsymbol{\psi} - A\mathbf{x}) \Omega^{-1} (\boldsymbol{\psi} - A\mathbf{x}), \quad (\text{D.4})$$

where N is the number of measurements minus the number of parameters. Where applicable, we show the 2-dimensional confidence region,

$$n_{\text{eff}} = \sqrt{-2 \ln \left[1 - \text{erf} \left(\frac{n}{\sqrt{2}} \right) \right]}. \quad (\text{D.5})$$

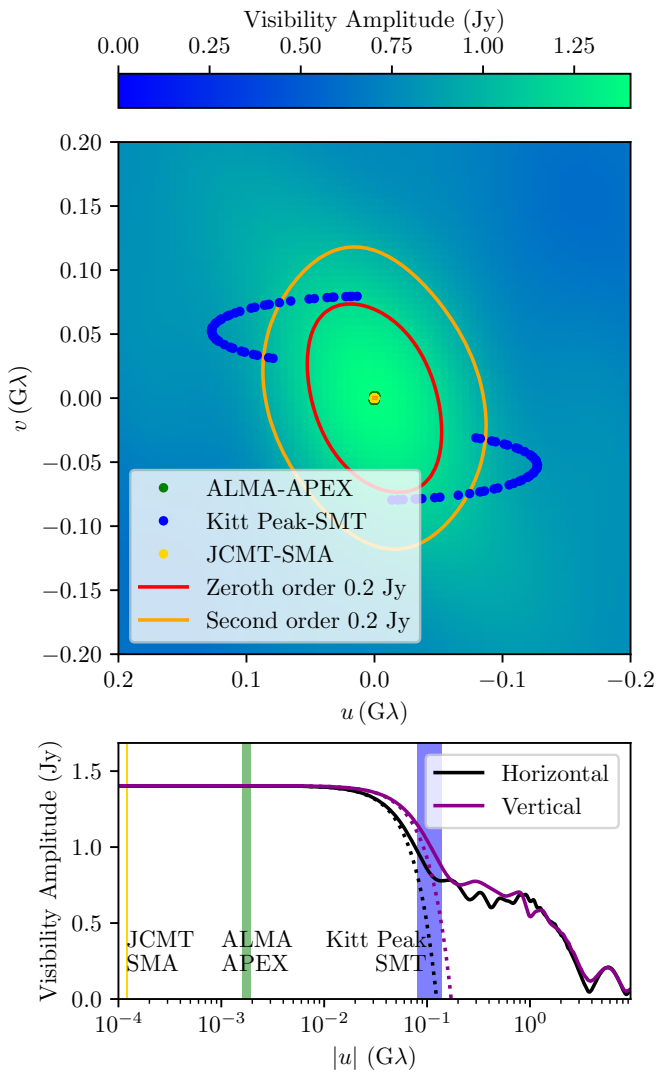


Fig. C.2. Visibility amplitudes for the source model in Figure 1. Green, blue, and gold points show the (u, v) locations of for the shortest baselines. The red and orange contours show the regions where, respectively, the zeroth- and second-order approximations to the amplitudes differ from the true amplitudes by less than 0.2 Jy. The bottom panel shows horizontal and vertical slices of the amplitudes (solid lines) and the dotted lines show the second-order expansion.